

Van Zandt County

Monthly Financial & Investment Report


Month Ending February 29, 2020

TO BE RECORDED IN THE MARCH 18, 2020 MINUTES

OF THE COMMISSIONERS' COURT

BY VAN ZANDT COUNTY CLERK.


SUBMITTED THIS THE 17TH DAY OF MARCH 2020



Kenny Edwards, Treasurer

The Van Zandt County Commissioners' Court, having reviewed the Treasurer's Report as presented, having taken reasonable steps to ensure its accuracy, and based upon presentations of the Treasurer's Office, does hereby approve the Report, subject to the independent auditor's review and does further order that it be filed with the official minutes of this meeting. {LGC 114.026(c)}

In addition, the below signatures affirm that the Treasurers' Report complies with statutes as referenced. {LGC 114.026(d)}S




Don Kirkpatrick, Van Zandt County Judge




Brandon Brown

Commissioner Precinct #1



Keith Pearson

Commissioner Precinct #3



Virgil Melton, Jr.

Commissioner Precinct #2



Tim West

Commissioner Precinct #4

FUND NAME	CHECKING ACCOUNT	CHECKING AMOUNT	TDOA ACCOUNT	TDOA AMOUNT	FUND TOTAL
2020 010 GENERAL FUND	FIN CLEAR AMERICAN CTY JURY	948,760.56 3,349.00	TDOA MBIA	6,569,436.40 1,335.92	7,522,881.88
2020 012 RESERVE FUNDS	FIN CLEAR		TDOA MBIA		
2020 015 SHERIFF CHAPTER 59 FORFEITURE FUND	FIN CLEAR AMERICAN	3,913.26-	TDOA MBIA	15,322.81	11,409.55
2020 016 DA FORFEITURE FUND	FIN CLEAR		TDOA MBIA		
	ESCROW #1	3,103.34			
	ESCROW #2	2,679.40			
	ESCROW #3	1,171.61			
	ESCROW #4	7,446.20			
	ESCROW #5	3,718.46			
	ESCROW #6				
	ESCROW #7				
	ESCROW #8	520.50			
	ESCROW #9	1,020.10			
	ESCROW #10	29,024.79			
	ESCROW #11	651.93			
	ESCROW #12	11,529.86			
	ESCROW #13				
	ESCROW #14				
	ESCROW #15				
	ESCROW #16				
	ESCROW #17	7,191.17			
	ESCROW #18	1,701.22			
	ESCROW #19	1,536.79			
	ESCROW #20	3,511.12			
	ESCROW #21	6,404.17			
	ESCROW #22	2,307.32			
	ESCROW #23	8,139.94			
	ESCROW #24	12,388.77			
	ESCROW #25				
	ESCROW #26	1,000.57			
	ESCROW #27	2,924.16			
	ESCROW #28	2,711.77			
	ESCROW #29				
	ESCROW #30	537.58			
	ESCROW #31	328.71			
	ESCROW #32				
	ESCROW #33	3,652.10			
	ESCROW #34	9,652.55			
	ESCROW #35	202.71			
	ESCROW #36	3,130.04			
	ESCROW #37				
	ESCROW #38				
	ESCROW #39	1,479.96			
	ESCROW #40				
	ESCROW #41				
	ESCROW #42				
	ESCROW #43				
	ESCROW #44				
	ESCROW #45				

FUND NAME	CHECKING ACCOUNT	CHECKING AMOUNT	TDOA ACCOUNT	TDOA AMOUNT	FUND TOTAL
	ESCROW #46				
	ESCROW #47				
	ESCROW #48				
	ESCROW #49				
	ESCROW #50				
	ESCROW #51				
	ESCROW #52				
	ESCROW #53				
	ESCROW #54				
	ESCROW #55				
	ESCROW #56				
	ESCROW #57				
	ESCROW #58				
	ESCROW #59				
	ESCROW #60				
	ESCROW #61				
	ESCROW #62				
	ESCROW #63				
	ESCROW #64				
	ESCROW #65				
	ESCROW #66				
	ESCROW #67				
	ESCROW #68				
	ESCROW #69	5,034.00			
	ESCROW #70				
	ESCROW #71				
	ESCROW #72	4,293.85			
	ESCROW #73				
	ESCROW #74				
	ESCROW #75				
	ESCROW #76				
	ESCROW #77	2,322.19			
	ESCROW #78				
	ESCROW #79				
	ESCROW #80				
	ESCROW #81				
	ESCROW #82				
	ESCROW #83				
	ESCROW #84	639.99			
	ESCROW #85				
	ESCROW #86	781.96			
	ESCROW #87				142,738.83
	ESCROW #88				
2020 017 BUILDING SECURITY FUND	FIN CLEAR	20,761.31	TDOA MBIA		20,761.31
2020 018 JUSTICE COURT BLDG SECURITY	FIN CLEAR	1,752.55	TDOA	9,392.25	11,144.80
2020 019 DA FORFEITURE FUND	ESCROW #13				
	ESCROW #14	1,163.80			
	ESCROW #15	6,494.49			
	ESCROW #16	2,953.43			
	ESCROW #45	1,683.26			12,294.98
2020 021 ROAD & BRIDGE - PCT. 1	FIN CLEAR	297,581.39	TDOA	658,544.65	

FUND NAME	CHECKING ACCOUNT	CHECKING AMOUNT	TDOA ACCOUNT	TDOA AMOUNT	FUND TOTAL
			MBIA	3.66	956,129.70
2020 022 ROAD & BRIDGE - PCT. 2	FIN CLEAR	348,189.87	TDOA MBIA	1,146,042.17 319,005.30	1,813,237.34
2020 023 ROAD & BRIDGE - PCT. 3	FIN CLEAR	318,583.75	TDOA MBIA	1,170,112.06 .65	1,488,696.46
2020 024 ROAD & BRIDGE - PCT. 4	FIN CLEAR	311,714.67	TDOA MBIA	774,579.36 364.69	1,086,658.72
2020 026 ROAD & BRIDGE - GEN	FIN CLEAR	6,035.81	TDOA MBIA	1,019.36	7,055.17
2020 035 VICTIM COORDINATOR GRANT	FIN CLEAR	7,986.99-	TDOA MBIA		7,986.99-
2020 036 DA FORFEITURE FUND II	FIN CLEAR	175.20	TDOA MBIA	2,217.99	2,393.19
2020 037 CONSTABLE PCT #4 SEIZURE	FIN CLEAR	760.89	TDOA MBIA	5,870.39	6,631.28
2020 040 COUNTY LAW LIBRARY FUND	FIN CLEAR	4,494.68	TDOA MBIA	64,584.93	69,079.61
2020 042 COUNTY FREE LIBRARY	FIN CLEAR	13,364.55	TDOA MBIA		13,364.55
2020 047 DIGITIZE RECORDS	FIN CLEAR	2,488.80	TDOA MBIA	87,752.54	90,241.34
2020 048 SUPPLEMENTAL GUARDIANSHIP	FIN CLEAR	517.22	TDOA	34,384.20	34,901.42
2020 049 COUNTY CHILD ABUSE PREVENTIOFIN CLEAR	FIN CLEAR	1,300.78	TDOA	8,265.88	9,566.66
2020 050 COUNTY SPECIALTY COURT ACCOUFIN CLEAR	FIN CLEAR		TDOA MBIA	.03	.03
2020 052 COUNTY & DISTRICT TECH FUND FIN CLEAR	FIN CLEAR	275.34	TDOA MBIA	6,678.98	6,954.32
2020 053 CAPITALCREDITSECONOMICDEVELOFIN CLEAR	FIN CLEAR	507.53	TDOA	310,872.32	311,379.85
2020 054 DISTRICT CLERK TECHNOLOGY FUFIN CLEAR	FIN CLEAR	1,701.24	TDOA	26,977.24	28,678.48
2020 055 CHAPTER 19	FIN CLEAR		TDOA MBIA		
2020 056 COUNTY RECORDS FUND	FIN CLEAR	5,196.86	TDOA MBIA	136,794.63	141,991.49
2020 057 COUNTY CLERK RECORDS FUND	FIN CLEAR	4,981.92	TDOA MBIA	176,504.50	181,486.42
2020 058 DISTRICT CLERK RECORDS FUND FIN CLEAR	FIN CLEAR	3,943.53	TDOA	5,419.04	9,362.57

FUND NAME	CHECKING ACCOUNT	CHECKING AMOUNT	TDOA ACCOUNT	TDOA AMOUNT	FUND TOTAL
2020 059 COUNTY CLERK ARCHIVE	FIN CLEAR	11,432.91	TDOA	366,884.95	378,317.86
2020 070 PERMANENT IMPROVEMENT FUND	FIN CLEAR	3,961.57	TDOA MBIA	43,591.58	47,553.15
2020 075 RIGHT-OF-WAY FUND	FIN CLEAR		TDOA MBIA		
2020 084 TAX ANTICIPATION NOTES	FIN CLEAR		TDOA MBIA		
2020 085 DEBT SERVICE FUND	DEBT CL	786,447.63	TDOA MBIA		786,447.63
2020 087 VZC INDIGENT HEALTH PROGRAM	FIN CLEAR	11,335.60	TDOA MBIA	139,192.06	150,527.66
2020 088 SOIL CONSERVATION DIST FUND	FIN CLEAR	8,667.21	TDOA MBIA	69,207.56	77,874.77
2020 090 APPELLATE JUSTICE SYSTEM FUN	FIN CLEAR	725.35	TDOA MBIA		725.35
2020 095 PAYROLL CLEARING ACCOUNT.	PAYCLEAR	194,039.82	MBIA		194,039.82
2020 096 GEN FIXED ASSETS ACCOUNT GRP			MBIA		
2020 097 LONG TERM DEBT GROUP			MBIA		
2020 131 VAN ZANDT COUNTY JAIL	FIN CLEAR	17,672.29	TDOA MBIA	473,500.00	491,172.29
2020 132 VAN ZANDT COUNTY SHERIFF DEPP	FIN CLEAR	3,962.03	TDOA MBIA	337,000.00	340,962.03
2020 145 SOLID WASTE GRANT	FIN CLEAR	203.03			203.03
2020 400 FRUITVALE 2011 TXCDBG 710056	WATER				
2020 401 BENWHEELERWSC 71348911131115					
2020 402 LITTLEHOPEMOOREWSC7130260813					
2020 540 PRETRIAL SUPERVISION	FIN CLEAR	3,565.20	TDOA	134,320.89	137,886.09
2020 541 COMMUNITY SUP & CORRECTIONS	FIN CLEAR	32,723.82	TDOA MBIA	370,444.00	403,167.82
2020 542 ADULT PROBATION CIVIL	FIN CLEAR	7,243.47	TDOA MBIA	51,033.88 309,994.56	368,271.91
2020 543 HIGH RISK SUBSTANCE ABUSE -CFIN	FIN CLEAR	46.50	TDOA MBIA		46.50
2020 544 HIGH RISK SEX OFFENDER -CCP	FIN CLEAR	59.16-	TDOA		59.16-

FUND NAME	CHECKING ACCOUNT	CHECKING AMOUNT	TDOA ACCOUNT	TDOA AMOUNT	FUND TOTAL
2020 545 GRANT C COMMIT REDUCTION	PROFIN CLEAR	7,291.78			7,291.78
2020 546 JUVENILE PROBATION FUND	FIN CLEAR	30,554.09	TDOA MBIA		30,554.09
2020 547 VZCJPD STATE AID GRANT	FIN CLEAR	47,313.15	TDOA MBIA		47,313.15
2020 549 VZCJPD - GRANT N	FIN CLEAR	17,165.08	TDOA MBIA		17,165.08
2020 550 D A SUPPLEMENTAL FUND	FIN CLEAR	4,039.20	TDOA MBIA	92.15	4,131.35
2020 551 VOICES - JUV CJD GRANT	FIN CLEAR	2,185.03-	TDOA		2,185.03-
2020 552 ETCOG RESIDENTIAL	FIN CLEAR	1,261.00-			1,261.00-
2020 555 JUVENILE PROBATION INTEREST	FIN CLEAR	78.34	TDOA MBIA	23,843.56	23,921.90
2020 556 REGIONAL SERVICE ENHANCEMENT	FIN CLEAR	36,159.11			36,159.11
2020 558 GRANT S	FIN CLEAR	6,199.95			6,199.95
2020 559 MENTAL IMPAIRMENT CASELOAD	FIN CLEAR	13,494.59	TDOA MBIA		13,494.59
2020 565 INDIGENT DEFENSE GRANT	FIN CLEAR	9,590.49	TDOA	25,620.54	35,211.03
2020 567 FIRE MARSHAL	FIN CLEAR	14,754.03	TDOA	271,970.69	286,724.72
2020 568 TECHNOLOGY RESOURCES	FIN CLEAR		TDOA		
2020 569 HAVA ELECTION GRANT	FIN CLEAR	15,359.98			15,359.98
2020 570 GOLDEN WATER SUPPLY CORP					
2020 580 D.A. CHECK COLLECTION FUND	FIN CLEAR	3,121.76	TDOA MBIA	10,654.62	13,776.38
2020 591 CONSTABLE #1 TLEOSE FUND	FIN CLEAR	2,534.43	TDOA MBIA		2,534.43
2020 592 CONSTABLE #2 TLEOSE FUND	FIN CLEAR	2,692.48	MBIA		2,692.48
2020 593 CONSTABLE #3 TLEOSE FUND	FIN CLEAR	1,359.92	MBIA		1,359.92
2020 594 CONSTABLE #4 TLEOSE FUND	FIN CLEAR	5,633.01	TDOA MBIA		5,633.01
2020 595 SHERIFF TLEOSE FUND	FIN CLEAR	11,062.39	MBIA		11,062.39
2020 596 DA TLEOSE FUND	FIN CLEAR	1,613.10	MBIA		1,613.10
2020 600 JUSTICE COURT TECHNOLOGY FUN	FIN CLEAR	2,601.98	TDOA	53,560.49	

FUND NAME	CHECKING ACCOUNT	CHECKING AMOUNT	TDOA ACCOUNT	TDOA AMOUNT	FUND TOTAL
			MBIA		56,162.47
2020 800 CONTRIBUTION RELIEF FUND	FIN CLEAR		TDOA	16,082.93	16,082.93
2020 802 VETERAN'S MEMORIAL WALL FUND	FIN CLEAR		TDOA		
2020 803 HISTORICAL COMMISSION	FIN CLEAR	3,014.12	TDOA	5,272.54	8,286.66
2020 804 VAN TORNADO-ASSISTANCE	FIN CLEAR				
2020 805 FEMA - DEC 2015 STORM	FIN CLEAR		TDOA		
2020 806 FEMA APRIL 2016 STORM	FIN CLEAR				
2020 807 HAZARD MITIGATION GRANT	FIN CLEAR	24,224.49-	TDOA		24,224.49-
2020 808 COURTHOUSE PLANNING GRANT	FIN CLEAR				
2020 809 PRETRIAL INTERVENTION PROGRAM	FIN CLEAR	4,432.81	TDOA	49,729.32	54,162.13
2020 810 SHERIFF JUSTICE FORFEITURE	FFIN CLEAR	10,870.00	TDOA	15,402.55	26,272.55
2020 811 SHERIFF TREASURY FORFEITURE	FIN CLEAR		TDOA		
2020 812 CONSTABLE PCT #1 FORFEITURE	FIN CLEAR	500.00	TDOA		500.00
2020 813 VOICES - JUV CJD GRANT	FIN CLEAR	6,879.16-			6,879.16-
2020 814 LOCAL TRUANCY PREVENTION & D	FIN CLEAR	174.97	TDOA		174.97
		-----		-----	-----
TOTAL		3,738,599.36		14,298,880.82	18,037,480.18

CHECK ACCOUNT	CHECK
ACCOUNT BALANCE - FIN CLEAR	2,599,729.10
ACCOUNT BALANCE - CTY JURY	3,349.00
ACCOUNT BALANCE - ESCROW #1	3,103.34
ACCOUNT BALANCE - ESCROW #2	2,679.40
ACCOUNT BALANCE - ESCROW #3	1,171.61
ACCOUNT BALANCE - ESCROW #4	7,446.20
ACCOUNT BALANCE - ESCROW #5	3,718.46
ACCOUNT BALANCE - ESCROW #8	520.50
ACCOUNT BALANCE - ESCROW #9	1,020.10
ACCOUNT BALANCE - ESCROW #10	29,024.79
ACCOUNT BALANCE - ESCROW #11	651.93
ACCOUNT BALANCE - ESCROW #12	11,529.86
ACCOUNT BALANCE - ESCROW #14	1,163.80
ACCOUNT BALANCE - ESCROW #15	6,494.49
ACCOUNT BALANCE - ESCROW #16	2,953.43
ACCOUNT BALANCE - ESCROW #17	7,191.17
ACCOUNT BALANCE - ESCROW #18	1,701.22
ACCOUNT BALANCE - ESCROW #19	1,536.79
ACCOUNT BALANCE - ESCROW #20	3,511.12
ACCOUNT BALANCE - ESCROW #21	6,404.17
ACCOUNT BALANCE - ESCROW #22	2,307.32
ACCOUNT BALANCE - ESCROW #23	8,139.94
ACCOUNT BALANCE - ESCROW #24	12,388.77
ACCOUNT BALANCE - ESCROW #26	1,000.57
ACCOUNT BALANCE - ESCROW #27	2,924.16
ACCOUNT BALANCE - ESCROW #28	2,711.77
ACCOUNT BALANCE - ESCROW #30	537.58
ACCOUNT BALANCE - ESCROW #31	328.71
ACCOUNT BALANCE - ESCROW #33	3,652.10
ACCOUNT BALANCE - ESCROW #34	9,652.55
ACCOUNT BALANCE - ESCROW #35	202.71
ACCOUNT BALANCE - ESCROW #36	3,130.04
ACCOUNT BALANCE - ESCROW #39	1,479.96
ACCOUNT BALANCE - ESCROW #45	1,683.26
ACCOUNT BALANCE - ESCROW #69	5,034.00
ACCOUNT BALANCE - ESCROW #72	4,293.85
ACCOUNT BALANCE - ESCROW #77	2,322.19
ACCOUNT BALANCE - ESCROW #84	639.99
ACCOUNT BALANCE - ESCROW #86	781.96
ACCOUNT BALANCE - DEBT CL	786,447.63
ACCOUNT BALANCE - PAYCLEAR	194,039.82
TOTAL	3,738,599.36
TDOA ACCOUNT	TDOA
ACCOUNT BALANCE - TDOA	13,668,176.04
ACCOUNT BALANCE - MBIA	630,704.78
TOTAL	14,298,880.82

FUND NAME	***** MONTH TO DATE *****		***** YEAR TO DATE *****	
	REVENUES	EXPENSES	REVENUES	EXPENSES
2020 GENERAL FUND	2,960,027.80	884,666.33	9,720,781.81	4,549,571.82
2020 RESERVE FUNDS	.00	.00	.00	.00
2020 SHERIFF CHAPTER 59 FORFEITURE	19.75	.00	106.45	.00
2020 DA FORFEITURE FUND	.00	.00	.00	.00
2020 BUILDING SECURITY FUND	4,492.08	8,541.78	23,796.95	24,898.08
2020 JUSTICE COURT BLDG SECURITY	295.11	498.91	1,065.12	1,783.06
2020 DA FORFEITURE FUND	.00	.00	.00	.00
2020 ROAD & BRIDGE - PCT. 1	377,940.02	111,506.15	1,339,162.97	760,562.65
2020 ROAD & BRIDGE - PCT. 2	479,869.77	50,583.08	1,526,217.31	507,700.96
2020 ROAD & BRIDGE - PCT. 3	442,269.37	88,024.05	1,408,342.53	594,275.78
2020 ROAD & BRIDGE - PCT. 4	374,277.58	62,117.83	1,228,163.88	571,019.09
2020 ROAD & BRIDGE - GEN	4,719.63	3,744.38	23,598.64	18,733.39
2020 VICTIM COORDINATOR GRANT	.00	4,381.32	15,680.63	24,505.49
2020 DA FORFEITURE FUND II	3.46	1,011.74	1,991.07	6,983.51
2020 CONSTABLE PCT #4 SEIZURE	7.56	.00	40.74	.00
2020 COUNTY LAW LIBRARY FUND	2,272.29	2,145.03	10,607.44	8,580.12
2020 COUNTY FREE LIBRARY	11,009.99	5,919.27	54,988.89	46,711.28
2020 DIGITIZE RECORDS	813.18	.00	3,776.00	.00
2020 SUPPLEMENTAL GUARDIANSHIP	44.35	.00	893.53	.00
2020 COUNTY CHILD ABUSE PREVENTION	137.19	.00	630.53	.00
2020 COUNTY SPECIALTY COURT ACCOUNT	.00	.00	.00	.00
2020 COUNTY & DISTRICT TECH FUND	67.02	1,908.04	417.84	1,908.04
2020 CAPITALCREDITSECONOMICDEVELOP	416.35	25,000.00	2,335.47	34,000.00
2020 DISTRICT CLERK TECHNOLOGY FUND	899.79	.00	3,102.02	.00
2020 CHAPTER 19	.00	.00	.00	.00
2020 COUNTY RECORDS FUND	1,000.34	.00	6,373.41	935.00

FUND NAME	***** MONTH TO DATE *****		***** YEAR TO DATE *****	
	REVENUES	EXPENSES	REVENUES	EXPENSES
2020 COUNTY CLERK RECORDS FUND	227.67	.00	27,513.49	6,521.02
2020 DISTRICT CLERK RECORDS FUND	509.95	.00	1,734.71	.00
2020 COUNTY CLERK ARCHIVE	473.25	.00	28,716.28	.00
2020 PERMANENT IMPROVEMENT FUND	56.21	48,287.95	591.58	81,104.23
2020 RIGHT-OF-WAY FUND	.00	.00	.00	.00
2020 TAX ANTICIPATION NOTES	.00	.00	.00	.00
2020 DEBT SERVICE FUND	306,811.87	.00	991,321.83	467,922.20
2020 VZC INDIGENT HEALTH PROGRAM	12,083.33	20,961.87	60,608.71	48,065.29
2020 SOIL CONSERVATION DIST FUND	6,089.26	.00	6,480.85	6,074.80
2020 APPELLATE JUSTICE SYSTEM FUND	305.00	.00	1,450.00	1,145.00
2020 PAYROLL CLEARING ACCOUNT.	.00	.00	.00	.00
2020 GEN FIXED ASSETS ACCOUNT GRP	.00	.00	.00	.00
2020 LONG TERM DEBT GROUP	.00	.00	.00	.00
2020 VAN ZANDT COUNTY JAIL	226,442.71	170,700.35	1,088,791.58	897,422.17
2020 VAN ZANDT COUNTY SHERIFF DEPT	220,323.17	154,797.10	1,092,951.35	1,019,426.27
2020 SOLID WASTE GRANT	.00	.00	.00	.00
2020 FRUITVALE 2011 TXCDBG 710056	.00	.00	.00	.00
2020 BENWHEELERWSC 71348911131115	.00	.00	.00	.00
2020 LITTLEHOPEMOOREWSC713026081315	.00	.00	.00	.00
2020 PRETRIAL SUPERVISION	2,918.26	3,732.87	19,263.23	20,416.79
2020 COMMUNITY SUP & CORRECTIONS	55,041.57	45,089.20	308,587.31	253,906.20
2020 ADULT PROBATION CIVIL	2,125.51	1,197.83	14,924.81	6,980.07
2020 HIGH RISK SUBSTANCE ABUSE -CCP	543.11	3,758.10	22,560.69	22,560.69
2020 HIGH RISK SEX OFFENDER -CCP	1,984.46	4,396.14	26,403.71	26,403.71
2020 GRANT C COMMIT REDUCTION PROG	10,091.00	4,658.52	35,319.00	28,334.90
2020 JUVENILE PROBATION FUND	59,371.60	38,527.17	244,370.90	250,027.37

FUND NAME	***** MONTH TO DATE *****		***** YEAR TO DATE *****	
	REVENUES	EXPENSES	REVENUES	EXPENSES
2020 VZCJPD STATE AID GRANT	60,165.00	26,555.87	222,993.48	165,676.12
2020 VZCJPD - GRANT N	14,994.00	7,302.11	57,437.00	44,751.53
2020 D A SUPPLEMENTAL FUND	7,500.10	1,891.27	7,500.57	9,318.51
2020 VOICES - JUV CJD GRANT	.00	.00	12,672.11	4,223.68
2020 ETCOG RESIDENTIAL	800.00	.00	3,096.51	2,880.48
2020 JUVENILE PROBATION INTEREST	33.40	.00	41.81	.00
2020 REGIONAL SERVICE ENHANCEMENT	13,932.16	8,940.39	48,762.58	12,494.39
2020 GRANT S	8,545.00	3,902.25	29,910.00	23,800.65
2020 MENTAL IMPAIRMENT CASELOAD	.00	3,681.08	17,236.00	3,741.41
2020 INDIGENT DEFENSE GRANT	33.04	3,777.31	177.99	18,999.22
2020 FIRE MARSHAL	350.83	49,617.94	56,648.05	93,409.58
2020 TECHNOLOGY RESOURCES	.00	.00	.00	.00
2020 HAVA ELECTION GRANT	.00	.00	.00	.00
2020 GOLDEN WATER SUPPLY CORP	.00	.00	.00	.00
2020 D.A. CHECK COLLECTION FUND	28.73	241.43	719.53	1,207.89
2020 CONSTABLE #1 TLEOSE FUND	685.17	.00	685.17	.00
2020 CONSTABLE #2 TLEOSE FUND	963.92	.00	963.92	.00
2020 CONSTABLE #3 TLEOSE FUND	.00	.00	.00	.00
2020 CONSTABLE #4 TLEOSE FUND	685.17	.00	685.17	.00
2020 SHERIFF TLEOSE FUND	4,740.48	2,409.98	4,740.48	3,935.48
2020 DA TLEOSE FUND	.00	.00	.00	.00
2020 JUSTICE COURT TECHNOLOGY FUND	1,173.39	.00	4,357.51	12,069.77
2020 CONTRIBUTION RELIEF FUND	.00	.00	.00	.00
2020 VETERAN'S MEMORIAL WALL FUND	.00	.00	.00	.00
2020 HISTORICAL COMMISSION	6.79	138.47	2,070.31	2,138.47
2020 VAN TORNADO-ASSISTANCE	.00	.00	.00	.00

FUND NAME	***** MONTH TO DATE *****		***** YEAR TO DATE *****	
	REVENUES	EXPENSES	REVENUES	EXPENSES
2020 FEMA - DEC 2015 STORM	.00	.00	.00	.00
2020 FEMA APRIL 2016 STORM	.00	.00	.00	.00
2020 HAZARD MITIGATION GRANT	6,952.50	.00	10,989.76	3,887.00
2020 COURTHOUSE PLANNING GRANT	.00	.00	.00	.00
2020 PRETRIAL INTERVENTION PROGRAM	1,714.13	3,117.19	10,257.73	3,117.19
2020 SHERIFF JUSTICE FORFEITURE FUN	19.85	.00	107.00	.00
2020 SHERIFF TREASURY FORFEITURE FU	.00	.00	.00	.00
2020 CONSTABLE PCT #1 FORFEITURE FU	.00	.00	.00	.00
2020 VOICES - JUV CJD GRANT	.00	3,437.44	9,662.35	16,541.51
2020 LOCAL TRUANCY PREVENTION & DIV	174.97	.00	174.97	.00
	-----	-----	-----	-----
TOTAL	5,689,479.19	1,861,167.74	19,845,553.26	10,710,671.86

ACCOUNT NAME	BEGINNING CASH BALANCE	CASH RECEIPTS	CASH DISBURSEMENTS	ENDING CASH BALANCE
2020 010 GENERAL FUND	1.00	.00	.00	1.00
CASH	352,342.47	4,524,115.58	3,927,697.49	948,760.56
COINS	.00	.00	.00	.00
RETURNED CHECK FEES	.00	.00	.00	.00
AMERICAN NATIONAL CASH	.00	.00	.00	.00
VZC JURY CASH CLEARING	3,349.00	924.00	924.00	3,349.00
VZC CHECKING DEBT SERVICE	.00	.00	.00	.00
PETTY CASH COLLECTON-PCT. 1	100.00	.00	.00	100.00
PETTY CASH-CITY CLERK	500.00	.00	.00	500.00
PETTY CASH-DIST CLERK	400.00	.00	.00	400.00
COUNTY COURT JURY CASH	.00	.00	.00	.00
DISTRICT COURT JURY CASH	.00	.00	.00	.00
PETTY CASH-JP #1	200.00	.00	.00	200.00
PETTY CASH-JP #2	200.00	.00	.00	200.00
PETTY CASH - JP#4	200.00	.00	.00	200.00
PETTY CASH-SHERIFF	.00	.00	.00	.00
PETTY CASH-TAX COLLECTOR	3,000.00	.00	.00	3,000.00
PETTY CASH - TAX COLL (BOAT)	.00	.00	.00	.00
PETTY CASH-TAX (BOAT CK ACCT)	2.70	.00	.00	2.70
TIME DEPOSIT ON ACCOUNT	5,083,771.93	2,585,664.47	1,100,000.00	6,569,436.40
MBIA MUNICIPAL INVESTORS SERV	1,334.05	1.87	.00	1,335.92
FUND TOTALS	5,445,401.15	7,110,705.92	5,028,621.49	7,527,485.58
2020 012 RESERVE FUNDS	.00	.00	.00	.00
CASH	.00	.00	.00	.00
TIME DEPOSIT ON ACCOUNT	.00	.00	.00	.00
MBIA MUNICIPAL INVESTORS SERV	.00	.00	.00	.00
FUND TOTALS	.00	.00	.00	.00
2020 015 SHERIFF CHAPTER 59 FORFEITURE	3,913.26	.00	.00	3,913.26
CASH	.00	.00	.00	.00
AMERICAN NATIONAL CASH	.00	.00	.00	.00
CASH-OTHER	.00	.00	.00	.00
TIME DEPOSIT ON ACCOUNT	15,303.06	19.75	.00	15,322.81
MBIA MUNICIPAL INVESTORS SERV	.00	.00	.00	.00
FUND TOTALS	11,389.80	19.75	.00	11,409.55
2020 016 DA FORFEITURE FUND	.00	.00	.00	.00
CASH	3,103.10	.24	.00	3,103.34
D. A. ESCROW/BART ROGERS	2,679.19	.21	.00	2,679.40
D. A. ESCROW/SOLIZ	1,171.47	.14	.00	1,171.61
D. A. ESCROW/CALE	.00	.00	.00	.00
D. A. ESCROW/RODRIGUEZ	3,718.17	.29	.00	3,718.46
D. A. ESCROW/JOSEPH	.00	.00	.00	.00
D. A. ESCROW/CAREN WHITE	520.46	.04	.00	520.50
D. A. ESCROW/STANLEY CRAVEN	1,019.98	.22	.00	1,020.10
D. A. ESCROW/SAYULLO	651.88	.05	.00	651.93
D. A. ESCROW/ASHFRD, BRCHR, ALEX	11,528.98	.88	.00	11,529.86
D. A. ESCROW/	.00	.00	.00	.00
D. A. ESCROW/	.00	.00	.00	.00
D. A. ESCROW/	.00	.00	.00	.00
D. A. ESCROW/	.00	.00	.00	.00
D. A. ESCROW/	.00	.00	.00	.00
D. A. ESCROW/	.00	.00	.00	.00
D. A. ESCROW/	.00	.00	.00	.00
D. A. ESCROW/K.TURNER	7,190.62	.55	.00	7,191.17

ACCOUNT NAME	BEGINNING CASH BALANCE	CASH RECEIPTS	CASH DISBURSEMENTS	ENDING CASH BALANCE
D. A. ESCROW/MCCRAY	1,701.09	.13	.00	1,701.22
D. A. ESCROW/ROY A. PETERSON	1,536.61	.18	.00	1,536.79
D. A. ESCROW/COREY L. PARISH	3,510.85	.27	.00	3,511.12
D. A. ESCROW/M. FLOURNOY	6,403.68	.49	.00	6,404.17
D. A. ESCROW/JERRY WHITE, JR.	2,307.06	.26	.00	2,307.32
D. A. ESCROW/NIPP	8,139.32	.62	.00	8,139.94
D. A. ESCROW/STROMILE/VEAL/WHI	12,387.82	.95	.00	12,388.77
D. A. ESCROW/	.00	.00	.00	.00
D. A. ESCROW/DICKERSON	1,000.49	.08	.00	1,000.57
D. A. ESCROW/HEREDIA&GARCIA	2,923.94	.22	.00	2,924.16
D. A. ESCROW/DEWAYNE FRANKLIN	2,711.56	.21	.00	2,711.77
D. A. ESCROW/	.00	.00	.00	.00
D. A. ESCROW/A. RIOS	537.52	.06	.00	537.58
D. A. ESCROW/G. CAMARILLO	328.67	.04	.00	328.71
D. A. ESCROW/	.00	.00	.00	.00
D. A. ESCROW/ALFARO	3,651.82	.28	.00	3,652.10
D. A. ESCROW/MCANALLY	9,651.81	.74	.00	9,652.55
D. A. ESCROW/DESARAE DAVIS	202.69	.02	.00	202.71
D. A. ESCROW/ROLAND PLATT	3,129.68	.36	.00	3,130.04
D. A. ESCROW/	.00	.00	.00	.00
D. A. ESCROW/RODNEY ROSS	1,479.79	.17	.00	1,479.96
D. A. ESCROW/	.00	.00	.00	.00
D. A. ESCROW/	.00	.00	.00	.00
D. A. ESCROW/	.00	.00	.00	.00
D. A. ESCROW/	.00	.00	.00	.00
D. A. ESCROW/	.00	.00	.00	.00
D. A. ESCROW/	.00	.00	.00	.00
D. A. ESCROW/	.00	.00	.00	.00
D. A. ESCROW/	.00	.00	.00	.00
D. A. ESCROW/	.00	.00	.00	.00
D. A. ESCROW/	.00	.00	.00	.00
D. A. ESCROW/	.00	.00	.00	.00
D. A. ESCROW/	.00	.00	.00	.00
D. A. ESCROW/	.00	.00	.00	.00
D. A. ESCROW/	.00	.00	.00	.00
D. A. ESCROW/	.00	.00	.00	.00
D. A. ESCROW/	.00	.00	.00	.00
D. A. ESCROW/	.00	.00	.00	.00
D. A. ESCROW/	.00	.00	.00	.00
D. A. ESCROW/	.00	.00	.00	.00
D. A. ESCROW/	.00	.00	.00	.00
D. A. ESCROW/	.00	.00	.00	.00
D. A. ESCROW/	.00	.00	.00	.00
D. A. ESCROW/	.00	.00	.00	.00
D. A. ESCROW/	.00	.00	.00	.00
D. A. ESCROW/	.00	.00	.00	.00
D. A. ESCROW/	.00	.00	.00	.00
D. A. ESCROW/	.00	.00	.00	.00
D. A. ESCROW/	.00	.00	.00	.00
D. A. ESCROW/	.00	.00	.00	.00
D. A. ESCROW/	.00	.00	.00	.00
D. A. ESCROW/	.00	.00	.00	.00
D. A. ESCROW/	.00	.00	.00	.00
D. A. ESCROW/	.00	.00	.00	.00
D. A. ESCROW/	.00	.00	.00	.00
D. A. ESCROW/	.00	.00	.00	.00
D. A. ESCROW/	.00	.00	.00	.00
D. A. ESCROW/JOHN H TUCKER	5,033.42	.58	.00	5,034.00
D. A. ESCROW/	.00	.00	.00	.00
D. A. ESCROW/	.00	.00	.00	.00
D. A. ESCROW/BILLINGTON	4,293.35	.50	.00	4,293.85
D. A. ESCROW/	.00	.00	.00	.00
D. A. ESCROW/	.00	.00	.00	.00

ACCOUNT NAME	BEGINNING CASH BALANCE	CASH RECEIPTS	CASH DISBURSEMENTS	ENDING CASH BALANCE
D. A. ESCROW/	.00	.00	.00	.00
D. A. ESCROW/	.00	.00	.00	.00
D. A. ESCROW/	.00	.00	.00	.00
D. A. ESCROW/	.00	.00	.00	.00
TIME DEPOSIT ON ACCOUNT	.00	.00	.00	.00
MBIA MUNICIPAL INVESTORS SERV	.00	.00	.00	.00
FUND TOTALS	<u>12,293.55</u>	<u>1.43</u>	<u>.00</u>	<u>12,294.98</u>
2020 021 ROAD & BRIDGE - PCT. 1				
CASH	180,001.07	576,973.64	459,393.32-	297,581.39
TIME DEPOSIT ON ACCOUNT	557,578.28	300,966.37	200,000.00-	658,544.65
MBIA MUNICIPAL INVESTORS SERV	3.65	.01	.00	3.66
FUND TOTALS	<u>737,583.00</u>	<u>877,940.02</u>	<u>659,393.32-</u>	<u>956,129.70</u>
2020 022 ROAD & BRIDGE - PCT. 2				
CASH	126,065.35	679,059.31	456,934.79-	348,189.87
TIME DEPOSIT ON ACCOUNT	944,477.57	401,564.60	200,000.00-	1,146,042.17
MBIA MUNICIPAL INVESTORS SERV	318,557.98	447.32	.00	319,005.30
FUND TOTALS	<u>1,389,100.90</u>	<u>1,081,071.23</u>	<u>656,934.79-</u>	<u>1,813,237.34</u>
2020 023 ROAD & BRIDGE - PCT. 3				
CASH	150,001.20	640,745.76	472,163.21-	318,583.75
TIME DEPOSIT ON ACCOUNT	968,516.46	401,595.60	200,000.00-	1,170,112.06
MBIA MUNICIPAL INVESTORS SERV	.65	.00	.00	.65
FUND TOTALS	<u>1,118,518.31</u>	<u>1,042,341.36</u>	<u>672,163.21-</u>	<u>1,488,696.46</u>
2020 024 ROAD & BRIDGE - PCT. 4				
CASH	150,000.51	573,176.42	411,462.26-	311,714.67
TIME DEPOSIT ON ACCOUNT	623,478.71	351,100.65	200,000.00-	774,579.36
MBIA MUNICIPAL INVESTORS SERV	364.18	.51	.00	364.69
FUND TOTALS	<u>773,843.40</u>	<u>924,277.58</u>	<u>611,462.26-</u>	<u>1,086,658.72</u>
2020 026 ROAD & BRIDGE - GEN				
CASH	5,061.87	4,718.32	3,744.38-	6,035.81
TIME DEPOSIT ON ACCOUNT	1,018.05	1.31	.00	1,019.36
MBIA MUNICIPAL INVESTORS SERV	.00	.00	.00	.00
FUND TOTALS	<u>6,079.92</u>	<u>4,719.63</u>	<u>3,744.38-</u>	<u>7,055.17</u>
2020 035 VICTIM COORDINATOR GRANT				
CASH	3,605.67-	.00	4,381.32-	7,986.99-
TIME DEPOSIT ON ACCOUNT	.00	.00	.00	.00
MBIA MUNICIPAL INVESTORS SERV	.00	.00	.00	.00
FUND TOTALS	<u>3,605.67-</u>	<u>.00</u>	<u>4,381.32-</u>	<u>7,986.99-</u>
2020 036 DA FORFEITURE FUND II				
CASH	186.94	1,000.00	1,011.74-	175.20
TIME DEPOSIT ON ACCOUNT	3,214.53	3.46	1,000.00-	2,217.99
MBIA MUNICIPAL INVESTORS SERV	.00	.00	.00	.00
FUND TOTALS	<u>3,401.47</u>	<u>1,003.46</u>	<u>2,011.74-</u>	<u>2,393.19</u>
2020 037 CONSTABLE PCT #4 SEIZURE				
CASH	760.89	.00	.00	760.89
TIME DEPOSIT ON ACCOUNT	5,862.83	7.56	.00	5,870.39
MBIA MUNICIPAL INVESTORS SERV	.00	.00	.00	.00
FUND TOTALS	<u>6,623.72</u>	<u>7.56</u>	<u>.00</u>	<u>6,631.28</u>
2020 040 COUNTY LAW LIBRARY FUND				
CASH	4,450.71	2,189.00	2,145.03-	4,494.68

ACCOUNT NAME	BEGINNING CASH BALANCE	CASH RECEIPTS	CASH DISBURSEMENTS	ENDING CASH BALANCE
TIME DEPOSIT ON ACCOUNT	64,501.64	83.29	.00	64,584.93
MBIA MUNICIPAL INVESTORS SERV	.00	.00	.00	.00
FUND TOTALS	<u>68,952.35</u>	<u>2,272.29</u>	<u>2,145.03-</u>	<u>69,079.61</u>
2020 042 COUNTY FREE LIBRARY				
CASH	8,975.96	11,009.99	6,621.40-	13,364.55
TIME DEPOSIT ON ACCOUNT	.00	.00	.00	.00
MBIA MUNICIPAL INVESTORS SERV	.00	.00	.00	.00
FUND TOTALS	<u>8,975.96</u>	<u>11,009.99</u>	<u>6,621.40-</u>	<u>13,364.55</u>
2020 047 DIGITIZE RECORDS				
CASH	1,788.80	700.00	.00	2,488.80
TIME DEPOSIT ON ACCOUNT	87,639.36	113.18	.00	87,752.54
MBIA	.00	.00	.00	.00
FUND TOTALS	<u>89,428.16</u>	<u>813.18</u>	<u>.00</u>	<u>90,241.34</u>
2020 048 SUPPLEMENTAL GUARDIANSHIP				
CASH	517.22	.00	.00	517.22
TEXPOOL	34,339.85	44.35	.00	34,384.20
FUND TOTALS	<u>34,857.07</u>	<u>44.35</u>	<u>.00</u>	<u>34,901.42</u>
2020 049 COUNTY CHILD ABUSE PREVENTION				
CASH	1,174.24	126.54	.00	1,300.78
TIME DEPOSIT ON ACCOUNT	8,255.23	10.65	.00	8,265.88
FUND TOTALS	<u>9,429.47</u>	<u>137.19</u>	<u>.00</u>	<u>9,566.66</u>
2020 050 COUNTY SPECIALTY COURT ACCOUNT				
CASH	.00	.00	.00	.00
TIME DEPOSIT ON ACCOUNT	.03	.00	.00	.03
MBIA MUNICIPAL INVESTORS SERV	.00	.00	.00	.00
FUND TOTALS	<u>.03</u>	<u>.00</u>	<u>.00</u>	<u>.03</u>
2020 052 COUNTY & DISTRICT TECH FUND				
CASH	216.92	58.42	.00	275.34
TIME DEPOSIT ON ACCOUNT	6,670.38	8.60	.00	6,678.98
MBIA	.00	.00	.00	.00
FUND TOTALS	<u>6,887.30</u>	<u>67.02</u>	<u>.00</u>	<u>6,954.32</u>
2020 053 CAPITALCREDITSECONOMICDEVELOP				
CASH	507.53	25,000.00	25,000.00-	507.53
TIME DEPOSIT ON ACCOUNT	335,455.97	416.35	25,000.00-	310,872.32
FUND TOTALS	<u>335,963.50</u>	<u>25,416.35</u>	<u>50,000.00-</u>	<u>311,379.85</u>
2020 054 DISTRICT CLERK TECHNOLOGY FUND				
CASH	836.24	865.00	.00	1,701.24
TIME DEPOSIT ON ACCOUNT	26,942.45	34.79	.00	26,977.24
MBIA MUNICIPAL INVESTORS SERV	.00	.00	.00	.00
FUND TOTALS	<u>27,778.69</u>	<u>899.79</u>	<u>.00</u>	<u>28,678.48</u>
2020 055 CHAPTER 19				
TIME DEPOSIT ON ACCOUNT	.00	.00	.00	.00
MBIA	.00	.00	.00	.00
FUND TOTALS	<u>.00</u>	<u>.00</u>	<u>.00</u>	<u>.00</u>
2020 056 COUNTY RECORDS FUND				
CASH	4,372.98	823.88	.00	5,196.86

ACCOUNT NAME	BEGINNING CASH BALANCE	CASH RECEIPTS	CASH DISBURSEMENTS	ENDING CASH BALANCE
TIME DEPOSIT ON ACCOUNT	136,618.17	176.46	.00	136,794.63
MBIA MUNICIPAL INVESTORS SERV	.00	.00	.00	.00
FUND TOTALS	<u>140,991.15</u>	<u>1,000.34</u>	<u>.00</u>	<u>141,991.49</u>
2020 057 COUNTY CLERK RECORDS FUND				
CASH	8,387.18	.00	3,405.26-	4,981.92
TIME DEPOSIT ON ACCOUNT	176,276.83	227.67	.00	176,504.50
MBIA MUNICIPAL INVESTORS SERV	.00	.00	.00	.00
FUND TOTALS	<u>184,664.01</u>	<u>227.67</u>	<u>3,405.26-</u>	<u>181,486.42</u>
2020 058 DISTRICT CLERK RECORDS FUND				
CASH	3,440.55	502.98	.00	3,943.53
TIME DEPOSIT ON ACCOUNT	5,412.07	6.97	.00	5,419.04
FUND TOTALS	<u>8,852.62</u>	<u>509.95</u>	<u>.00</u>	<u>9,362.57</u>
2020 059 COUNTY CLERK ARCHIVE				
CASH	11,432.91	.00	.00	11,432.91
TIME DEPOSIT ON ACCOUNT	366,411.70	473.25	.00	366,884.95
FUND TOTALS	<u>377,844.61</u>	<u>473.25</u>	<u>.00</u>	<u>378,317.86</u>
2020 070 PERMANENT IMPROVEMENT FUND				
CASH	3,961.57	.00	.00	3,961.57
TIME DEPOSIT ON ACCOUNT	43,535.37	56.21	.00	43,591.58
MBIA MUNICIPAL INVESTORS SERV	.00	.00	.00	.00
FUND TOTALS	<u>47,496.94</u>	<u>56.21</u>	<u>.00</u>	<u>47,553.15</u>
2020 075 RIGHT-OF-WAY FUND				
CASH	.00	.00	.00	.00
TIME DEPOSIT ON ACCOUNT	.00	.00	.00	.00
MBIA MUNICIPAL INVESTORS SERV	.00	.00	.00	.00
FUND TOTALS	<u>.00</u>	<u>.00</u>	<u>.00</u>	<u>.00</u>
2020 084 TAX ANTICIPATION NOTES				
CASH	.00	.00	.00	.00
TIME DEPOSIT ON ACCOUNT	.00	.00	.00	.00
MBIA	.00	.00	.00	.00
FUND TOTALS	<u>.00</u>	<u>.00</u>	<u>.00</u>	<u>.00</u>
2020 085 DEBT SERVICE FUND				
CASH	479,624.94	306,822.69	.00	786,447.63
TIME DEPOSIT ON ACCOUNT	10.82	.00	10.82-	.00
MBIA MUNICIPAL INVESTORS SERV	.00	.00	.00	.00
FUND TOTALS	<u>479,635.76</u>	<u>306,822.69</u>	<u>10.82-</u>	<u>786,447.63</u>
2020 087 VZC INDIGENT HEALTH PROGRAM				
CASH	21,216.49	12,083.33	21,964.22-	11,335.60
TIME DEPOSIT ON ACCOUNT	139,192.06	.00	.00	139,192.06
MBIA MUNICIPAL INVESTORS SERV	.00	.00	.00	.00
FUND TOTALS	<u>160,408.55</u>	<u>12,083.33</u>	<u>21,964.22-</u>	<u>150,527.66</u>
2020 088 SOIL CONSERVATION DIST FUND				
CASH	8,742.01	6,000.00	6,074.80-	8,667.21
TIME DEPOSIT ON ACCOUNT	69,118.30	89.26	.00	69,207.56
MBIA MUNICIPAL INVESTORS SERV	.00	.00	.00	.00
FUND TOTALS	<u>77,860.31</u>	<u>6,089.26</u>	<u>6,074.80-</u>	<u>77,874.77</u>
2020 090 APPELLATE JUSTICE SYSTEM FUND				
CASH	420.35	305.00	.00	725.35

ACCOUNT NAME	BEGINNING CASH BALANCE	CASH RECEIPTS	CASH DISBURSEMENTS	ENDING CASH BALANCE
TIME DEPOSIT ON ACCOUNT	.00	.00	.00	.00
MBIA MUNICIPAL INVESTORS SERV	.00	.00	.00	.00
FUND TOTALS	<u>420.35</u>	<u>305.00</u>	<u>.00</u>	<u>725.35</u>
2020 095 PAYROLL CLEARING ACCOUNT.				
CASH	194,039.82	.00	.00	194,039.82
MBIA MUNICIPAL INVESTORS SERV	.00	.00	.00	.00
FUND TOTALS	<u>194,039.82</u>	<u>.00</u>	<u>.00</u>	<u>194,039.82</u>
2020 096 GEN FIXED ASSETS ACCOUNT GRP				
MBIA MUNICIPAL INVESTORS SERV	.00	.00	.00	.00
FUND TOTALS	<u>.00</u>	<u>.00</u>	<u>.00</u>	<u>.00</u>
2020 097 LONG TERM DEBT GROUP				
MBIA MUNICIPAL INVESTORS SERV	.00	.00	.00	.00
FUND TOTALS	<u>.00</u>	<u>.00</u>	<u>.00</u>	<u>.00</u>
2020 131 VAN ZANDT COUNTY JAIL				
CASH	121,368.38	226,442.71	330,138.80-	17,672.29
MEDICARE PAYABLE	.00	.00	.00	.00
VOUCHERS PAYABLE	.00	.00	.00	.00
TIME DEPOSIT ON ACCOUNT	323,500.00	150,000.00	.00	473,500.00
MBIA MUNICIPAL INVESTORS SERV	.00	.00	.00	.00
FUND TOTALS	<u>444,868.38</u>	<u>376,442.71</u>	<u>330,138.80-</u>	<u>491,172.29</u>
2020 132 VAN ZANDT COUNTY SHERIFF DEPT				
CASH	182,332.45	220,992.65	399,363.07-	3,962.03
TIME DEPOSIT ON ACCOUNT	87,000.00	250,000.00	.00	337,000.00
MBIA MUNICIPAL INVESTORS SERV	.00	.00	.00	.00
FUND TOTALS	<u>269,332.45</u>	<u>470,992.65</u>	<u>399,363.07-</u>	<u>340,962.03</u>
2020 145 SOLID WASTE GRANT				
CASH	203.03	.00	.00	203.03
TIME DEPOSIT ON ACCOUNT	.00	.00	.00	.00
FUND TOTALS	<u>203.03</u>	<u>.00</u>	<u>.00</u>	<u>203.03</u>
2020 400 FRUITVALE 2011 TXCDBG 710056				
CASH	.00	.00	.00	.00
WATER GRANT CASH	.00	.00	.00	.00
FUND TOTALS	<u>.00</u>	<u>.00</u>	<u>.00</u>	<u>.00</u>
2020 401 BENWHEELERWSC 71348911131115				
FUND TOTALS	<u>.00</u>	<u>.00</u>	<u>.00</u>	<u>.00</u>
2020 402 LITTLEHOPEMOOREWSC713026081315				
CASH	.00	.00	.00	.00
WATER GRANT CASH	.00	.00	.00	.00
FUND TOTALS	<u>.00</u>	<u>.00</u>	<u>.00</u>	<u>.00</u>
2020 540 PRETRIAL SUPERVISION				
CASH	4,553.07	2,745.00	3,732.87-	3,565.20
TDOA	134,147.63	173.26	.00	134,320.89
FUND TOTALS	<u>138,700.70</u>	<u>2,918.26</u>	<u>3,732.87-</u>	<u>137,886.09</u>
2020 541 COMMUNITY SUP & CORRECTIONS				
CASH	37,368.24	44,164.82	48,809.24-	32,723.82
PETTY CASH	100.00	.00	.00	100.00

ACCOUNT NAME	BEGINNING CASH BALANCE	CASH RECEIPTS	CASH DISBURSEMENTS	ENDING CASH BALANCE
TIME DEPOSIT ON ACCOUNT	369,966.17	477.83	.00	370,444.00
MBIA MUNICIPAL INVESTORS SERV	.00	.00	.00	.00
FUND TOTALS	407,434.41	44,642.65	48,809.24-	403,267.82
2020 542 ADULT PROBATION CIVIL				
CASH	6,816.30	1,625.00	1,197.83-	7,243.47
TDOA	50,968.06	65.82	.00	51,033.88
MBIA	309,559.87	434.69	.00	309,994.56
FUND TOTALS	367,344.23	2,125.51	1,197.83-	368,271.91
2020 543 HIGH RISK SUBSTANCE ABUSE -CCP				
CASH	3,261.49	543.11	3,758.10-	46.50
TIME DEPOSIT ON ACCOUNT	.00	.00	.00	.00
MBIA MUNICIPAL INVESTORS SERV	.00	.00	.00	.00
FUND TOTALS	3,261.49	543.11	3,758.10-	46.50
2020 544 HIGH RISK SEX OFFENDER -CCP				
CASH	2,352.52	1,984.46	4,396.14-	59.16-
TIME DEPOSIT ON ACCOUNT	.00	.00	.00	.00
MBIA MUNICIPAL INVESTORS SERV	.00	.00	.00	.00
FUND TOTALS	2,352.52	1,984.46	4,396.14-	59.16-
2020 545 GRANT C COMMIT REDUCTION PROG				
CASH	1,859.30	10,091.00	4,658.52-	7,291.78
FUND TOTALS	1,859.30	10,091.00	4,658.52-	7,291.78
2020 546 JUVENILE PROBATION FUND				
CASH	10,608.95	59,486.60	39,541.46-	30,554.09
TIME DEPOSIT ON ACCOUNT	.00	.00	.00	.00
MBIA MUNICIPAL INVESTORS SERV	.00	.00	.00	.00
FUND TOTALS	10,608.95	59,486.60	39,541.46-	30,554.09
2020 547 VZCJPD STATE AID GRANT				
CASH	13,704.03	60,165.00	26,555.88-	47,313.15
TIME DEPOSIT ON ACCOUNT	.00	.00	.00	.00
MBIA MUNICIPAL INVESTORS SERV	.00	.00	.00	.00
FUND TOTALS	13,704.03	60,165.00	26,555.88-	47,313.15
2020 549 VZCJPD - GRANT N				
CASH	9,473.19	14,994.00	7,302.11-	17,165.08
TIME DEPOSIT ON ACCOUNT	.00	.00	.00	.00
MBIA MUNICIPAL INVESTORS SERV	.00	.00	.00	.00
FUND TOTALS	9,473.19	14,994.00	7,302.11-	17,165.08
2020 550 D A SUPPLEMENTAL FUND				
CASH	1,569.53-	7,500.00	1,891.27-	4,039.20
TIME DEPOSIT ON ACCOUNT	92.05	.10	.00	92.15
MBIA MUNICIPAL INVESTORS SERV	.00	.00	.00	.00
FUND TOTALS	1,477.48-	7,500.10	1,891.27-	4,131.35
2020 551 VOICES - JUV CJD GRANT				
VOICES - CJD JUV GRANT	2,185.03-	.00	.00	2,185.03-
TIME DEPOSIT ON ACCOUNT	.00	.00	.00	.00
FUND TOTALS	2,185.03-	.00	.00	2,185.03-
2020 552 ETCOG RESIDENTIAL				
CASH	2,061.00-	800.00	.00	1,261.00-

ACCOUNT NAME	BEGINNING CASH BALANCE	CASH RECEIPTS	CASH DISBURSEMENTS	ENDING CASH BALANCE
FUND TOTALS	2,061.00-	800.00	.00	1,261.00-
2020 555 JUVENILE PROBATION INTEREST				
CASH	75.70	2.64	.00	78.34
TIME DEPOSIT ON ACCOUNT	23,812.80	30.76	.00	23,843.56
MBIA MUNICIPAL INVESTORS SERV	.00	.00	.00	.00
FUND TOTALS	23,888.50	33.40	.00	23,921.90
2020 556 REGIONAL SERVICE ENHANCEMENT				
CASH	31,276.42	13,932.16	9,049.47-	36,159.11
FUND TOTALS	31,276.42	13,932.16	9,049.47-	36,159.11
2020 558 GRANT S				
CASH	2,682.52	9,640.04	6,122.61-	6,199.95
FUND TOTALS	2,682.52	9,640.04	6,122.61-	6,199.95
2020 559 MENTAL IMPAIRMENT CASELOAD				
CASH	17,175.67	.00	3,681.08-	13,494.59
TIME DEPOSIT ON ACCOUNT	.00	.00	.00	.00
MBIA MUNICIPAL INVESTORS SERV	.00	.00	.00	.00
FUND TOTALS	17,175.67	.00	3,681.08-	13,494.59
2020 565 INDIGENT DEFENSE GRANT				
CASH	13,406.49	.00	3,816.00-	9,590.49
TIME DEPOSIT ON ACCOUNT	25,587.50	33.04	.00	25,620.54
FUND TOTALS	38,993.99	33.04	3,816.00-	35,211.03
2020 567 FIRE MARSHAL				
CASH	25,329.12	.00	10,575.09-	14,754.03
TDOA	271,619.86	350.83	.00	271,970.69
FUND TOTALS	296,948.98	350.83	10,575.09-	286,724.72
2020 568 TECHNOLOGY RESOURCES				
CASH	.00	.00	.00	.00
TIME DEPOSIT ON ACCOUNT	.00	.00	.00	.00
FUND TOTALS	.00	.00	.00	.00
2020 569 HAVA ELECTION GRANT				
CASH	15,359.98	.00	.00	15,359.98
FUND TOTALS	15,359.98	.00	.00	15,359.98
2020 570 GOLDEN WATER SUPPLY CORP				
GOLDEN WATER TDHCA 726216	.00	.00	.00	.00
MBIA MUNICIPAL INVESTORS SERVI	.00	.00	.00	.00
FUND TOTALS	.00	.00	.00	.00
2020 580 D.A. CHECK COLLECTION FUND				
CASH	3,348.19	15.00	241.43-	3,121.76
TIME DEPOSIT ON ACCOUNT	10,640.89	13.73	.00	10,654.62
MBIA MUNICIPAL INVESTORS SERV	.00	.00	.00	.00
FUND TOTALS	13,989.08	28.73	241.43-	13,776.38
2020 591 CONSTABLE #1 TLEOSE FUND				
CASH	1,849.26	685.17	.00	2,534.43
CASH - CITIZENS NATIONAL	.49-	.00	.00	.49-
TDOA	.00	.00	.00	.00
MBIA MUNICIPAL INVESTORS SERV	.00	.00	.00	.00

ACCOUNT NAME	BEGINNING CASH BALANCE	CASH RECEIPTS	CASH DISBURSEMENTS	ENDING CASH BALANCE
FUND TOTALS	1,848.77	685.17	.00	2,533.94
2020 592 CONSTABLE #2 TLEOSE FUND				
CASH	1,728.56	963.92	.00	2,692.48
CASH OTHER	.00	.00	.00	.00
MBIA MUNICIPAL INVESTORS SERV	.00	.00	.00	.00
FUND TOTALS	1,728.56	963.92	.00	2,692.48
2020 593 CONSTABLE #3 TLEOSE FUND				
CASH	1,359.92	.00	.00	1,359.92
CASH OTHER - CITY NATIONAL	3,738.50	.00	.00	3,738.50
MBIA MUNICIPAL INVESTORS SERV	.00	.00	.00	.00
FUND TOTALS	5,098.42	.00	.00	5,098.42
2020 594 CONSTABLE #4 TLEOSE FUND				
CASH	4,947.84	685.17	.00	5,633.01
TIME DEPOSIT ON ACCOUNT	.00	.00	.00	.00
MBIA MUNICIPAL INVESTORS SERV	.00	.00	.00	.00
FUND TOTALS	4,947.84	685.17	.00	5,633.01
2020 595 SHERIFF TLEOSE FUND				
CASH	7,108.47	5,065.48	1,111.56-	11,062.39
MBIA MUNICIPAL INVESTORS SESRV	.00	.00	.00	.00
FUND TOTALS	7,108.47	5,065.48	1,111.56-	11,062.39
2020 596 DA TLEOSE FUND				
CASH	1,613.10	.00	.00	1,613.10
MBIA MUNICIPAL INVESTORS SERV	.00	.00	.00	.00
FUND TOTALS	1,613.10	.00	.00	1,613.10
2020 600 JUSTICE COURT TECHNOLOGY FUND				
CASH	1,497.67	1,104.31	.00	2,601.98
TIME DEPOSIT ON ACCOUNT	53,491.41	69.08	.00	53,560.49
MBIA MUNICIPAL INVESTORS SERV	.00	.00	.00	.00
FUND TOTALS	54,989.08	1,173.39	.00	56,162.47
2020 800 CONTRIBUTION RELIEF FUND				
CASH	.00	.00	.00	.00
TIME DEPOSIT ON ACCOUNT	16,082.93	.00	.00	16,082.93
FUND TOTALS	16,082.93	.00	.00	16,082.93
2020 802 VETERAN'S MEMORIAL WALL FUND				
CASH	.00	.00	.00	.00
TIME DEPOSIT ON ACCOUNT	.00	.00	.00	.00
FUND TOTALS	.00	.00	.00	.00
2020 803 HISTORICAL COMMISSION				
HISTORICAL COMMISSION CASH	3,152.59	.00	138.47-	3,014.12
TIME DEPOSIT ON ACCOUNT	5,265.75	6.79	.00	5,272.54
FUND TOTALS	8,418.34	6.79	138.47-	8,286.66
2020 804 VAN TORNADO-ASSISTANCE				
VAN TORNADO-ASSISTANCE-CASH	.00	.00	.00	.00
VTASST-TIME DEPOSITON ACCOUNT	.00	.00	.00	.00
FUND TOTALS	.00	.00	.00	.00
2020 805 FEMA - DEC 2015 STORM				
CASH	.00	.00	.00	.00

ACCOUNT NAME	BEGINNING CASH BALANCE	CASH RECEIPTS	CASH DISBURSEMENTS	ENDING CASH BALANCE
TIME DEPOSIT ON ACCOUNT	.00	.00	.00	.00
FUND TOTALS	.00	.00	.00	.00
2020 806 FEMA APRIL 2016 STORM				
CASH	.00	.00	.00	.00
TIME DEPOSIT ON ACCOUNT	.00	.00	.00	.00
FUND TOTALS	.00	.00	.00	.00
2020 807 HAZARD MITIGATION GRANT				
CASH	31,176.99-	6,952.50	.00	24,224.49-
TIME DEPOSIT ON ACCOUNT	.00	.00	.00	.00
MBIA MUNICIPAL INVESTORS SERV	.00	.00	.00	.00
FUND TOTALS	31,176.99-	6,952.50	.00	24,224.49-
2020 808 COURTHOUSE PLANNING GRANT				
CASH	.00	.00	.00	.00
WATER GRANT CASH	.00	.00	.00	.00
FUND TOTALS	.00	.00	.00	.00
2020 809 PRETRIAL INTERVENTION PROGRAM				
CASH	5,900.00	1,650.00	3,117.19-	4,432.81
TIME DEPOSIT ON ACCOUNT	49,665.19	64.13	.00	49,729.32
FUND TOTALS	55,565.19	1,714.13	3,117.19-	54,162.13
2020 810 SHERIFF JUSTICE FORFEITURE FUN				
CASH	10,870.00	.00	.00	10,870.00
TIME DEPOSIT ON ACCOUNT	15,382.70	19.85	.00	15,402.55
FUND TOTALS	26,252.70	19.85	.00	26,272.55
2020 811 SHERIFF TREASURY FORFEITURE FU				
CASH	.00	.00	.00	.00
TIME DEPOSIT ON ACCOUNT	.00	.00	.00	.00
FUND TOTALS	.00	.00	.00	.00
2020 812 CONSTABLE PCT #1 FORFEITURE FU				
CASH	500.00	.00	.00	500.00
TIME DEPOSIT ON ACCOUNT	.00	.00	.00	.00
FUND TOTALS	500.00	.00	.00	500.00
2020 813 VOICES - JUV CJD GRANT				
VOICES - CJD JUV GRANT	3,441.72-	75.00	3,512.44-	6,879.16-
TIME DEPOSIT ON ACCOUNT	.00	.00	.00	.00
FUND TOTALS	3,441.72-	75.00	3,512.44-	6,879.16-
2020 814 LOCAL TRUANCY PREVENTION & DIV				
CASH	.00	174.97	.00	174.97
TIME DEPOSIT ON ACCOUNT	.00	.00	.00	.00
FUND TOTALS	.00	174.97	.00	174.97
GRAND TOTALS	14,174,550.52	12,516,781.12	8,645,409.75-	18,045,921.89

REPORT OF GENERAL LEDGER AMENDMENTS

ACCOUNT NUMBER	ACCOUNT NAME	DATE	AMDMT NUMBER	OLD BUDGET AMOUNT	AMENDED BUDGET AMOUNT	AMOUNT OF CHANGE	DESCRIPTION	CLK
2020 010-409-402	CONTRACT SERVICES	10/30/2019	200007	.00	7,000.00	7,000.00	LINE ITEM TRANSFER	MK
2020 010-409-800	CONTINGENCY	10/30/2019	200007	370,000.00	363,000.00	7,000.00-	LINE ITEM TRANSFER	MK
EXPENDITURES - NON DEPARTMENT				TOTAL AMENDMENTS	2	TOTAL CHANGES	.00	
2020 010-503-572	OFFICE EQUIPMENT	11/27/2019	200011	77,000.00	76,923.91	76.09-	LINE ITEM TRANSFER	MK
2020 010-503-588	FINANCING LEASE IN	11/27/2019	200011	1,018.00	1,025.59	7.59	LINE ITEM TRANSFER	MK
2020 010-503-589	EQUIPMENT PAYMENTS	11/27/2019	200011	31,764.39	31,832.89	68.50	LINE ITEM TRANSFER	MK
EXPENDITURES-DATA PROCESSING				TOTAL AMENDMENTS	3	TOTAL CHANGES	.00	
2020 010-551-428	FUEL AND LUBRICANT	01/08/2020	200020	1,000.00	500.00	500.00-	LINE ITEM TRANSFER	MK
2020 010-551-451	AUTO MAINTENANCE	01/08/2020	200020	1,000.00	1,500.00	500.00	LINE ITEM TRANSFER	MK
EXPENDITURES - CONSTABLE PCT.1				TOTAL AMENDMENTS	2	TOTAL CHANGES	.00	
2020 015-560-427	TRAINING	03/05/2020	200030	.00	1,000.00	1,000.00	LINE ITEM TRANS - FORFEITUR	MK
2020 015-560-495	MISC	03/05/2020	200030	10,000.00	9,000.00	1,000.00-	LINE ITEM TRANS - FORFEITUR	MK
EXPENDITURES - SHERIFF FORFEIT				TOTAL AMENDMENTS	2	TOTAL CHANGES	.00	
2020 021-380-200	FINANCING ISSURANC	10/17/2019	200006	.00	120,970.00-	120,970.00-	INCREASE REVENUE & EXPENSE	MK
EXPENDITURES - R & B PCT.1				TOTAL AMENDMENTS	1	TOTAL CHANGES	120,970.00-	
2020 021-621-335	ROAD & BRIDGE MATE	01/23/2020	200023	746,694.00	726,694.00	20,000.00-	LINE ITEM TRANSFER	SH
2020 021-621-451	REPAIR & MAINT.-MA	01/23/2020	200023	30,000.00	50,000.00	20,000.00	LINE ITEM TRANSFER	SH
2020 021-621-571	EQUIPMENT PURCHASE	10/17/2019	200006	50,000.00	170,970.00	120,970.00	INCREASE REVENUE & EXPENSE	MK
EXPENDITURES - R & B PCT.1				TOTAL AMENDMENTS	3	TOTAL CHANGES	120,970.00	
2020 022-622-335	ROAD & BRIDGE MATE	10/10/2019	200005	1,276,523.00	1,269,523.00	7,000.00-	LINE ITEM TRANSFER	MK
2020 022-622-461	MACHINERY RENTAL	10/10/2019	200005	.00	7,000.00	7,000.00	LINE ITEM TRANSFER	MK
EXPENDITURES - R & B PCT.2				TOTAL AMENDMENTS	2	TOTAL CHANGES	.00	
2020 023-371-100	OTHER MISC. REVENU	02/19/2020	200028	.00	4,225.44-	4,225.44-	INCREASE REV AND EXP INSURA	SH
EXPENDITURES - R & B PCT.3				TOTAL AMENDMENTS	1	TOTAL CHANGES	4,225.44-	
2020 023-623-335	ROAD & BRIDGE MATE	10/02/2019	200003	857,232.00	807,232.00	50,000.00-	BUDGET CORRECTION	MK
2020 023-623-335	ROAD & BRIDGE MATE	01/23/2020	200021	807,232.00	807,107.29	124.71-	LINE ITEM TRANSFER	SH
2020 023-623-402	CONTRACT SERVICES	10/02/2019	200003	3,500.00	53,500.00	50,000.00	BUDGET CORRECTION	MK
2020 023-623-440	ELECTRICITY	02/05/2020	200024	17,000.00	16,755.00	245.00-	LINE ITEM TRANSFER PCT3	MK
2020 023-623-441	GAS	01/23/2020	200021	200.00	324.71	124.71	LINE ITEM TRANSFER	SH
2020 023-623-441	GAS	02/05/2020	200024	324.71	569.71	245.00	LINE ITEM TRANSFER PCT3	MK
2020 023-623-451	REPAIR & MAINT-MAC	02/19/2020	200028	70,000.00	74,225.44	4,225.44	INCREASE REV AND EXP INSURA	SH
EXPENDITURES - R & B PCT.3				TOTAL AMENDMENTS	7	TOTAL CHANGES	4,225.44	
2020 024-364-100	SALE OF PROPERTY	12/26/2019	200018	.00	30,000.00-	30,000.00-	INCREASE REV & EXP - SALE O	MK
EXPENDITURES - PCT.4				TOTAL AMENDMENTS	1	TOTAL CHANGES	30,000.00-	
2020 024-624-335	ROAD & BRIDGE MATE	12/11/2019	200014	767,779.00	737,779.00	30,000.00-	LINE ITEM TRANSFER - EQUIP	MK
2020 024-624-335	ROAD & BRIDGE MATE	12/26/2019	200018	737,779.00	767,779.00	30,000.00	INCREASE REV & EXP - SALE O	MK
2020 024-624-571	EQUIPMENT PURCHASE	11/27/2019	200011	.00	200,000.00	200,000.00	LINE ITEM TRANSFER - EQUIPM	MK
2020 024-624-571	EQUIPMENT PURCHASE	12/11/2019	200014	200,000.00	230,000.00	30,000.00	LINE ITEM TRANSFER - EQUIP	MK
2020 024-624-800	CONTINGENCY	11/27/2019	200011	200,000.00	.00	200,000.00-	LINE ITEM TRANSFER - EQUIPM	MK
EXPENDITURES - PCT.4				TOTAL AMENDMENTS	5	TOTAL CHANGES	30,000.00	
2020 057-403-407	MICROFILMING	12/23/2019	200016	200,000.00	150,000.00	50,000.00-	LINE ITEM TRANSFER	MK
2020 057-403-462	OFFICE EQUIPMENT R	12/23/2019	200016	.00	50,000.00	50,000.00	LINE ITEM TRANSFER	MK
EXPENDITURES - COUNTY CLERK				TOTAL AMENDMENTS	2	TOTAL CHANGES	.00	

REPORT OF GENERAL LEDGER AMENDMENTS

ACCOUNT NUMBER	ACCOUNT NAME	DATE	AMDMT NUMBER	OLD BUDGET AMOUNT	AMENDED BUDGET AMOUNT	AMOUNT OF CHANGE	DESCRIPTION	CLK
2020 131-333-109	VINE	03/05/2020	200029	.00	18,618.88-	18,618.88-	INCREASE REV & EXP - VINE G MK	
			TOTAL AMENDMENTS	1	TOTAL CHANGES	18,618.88-		
2020 131-512-310	OFFICE SUPPLIES -	12/23/2019	200017	10,383.00	9,097.05	1,285.95-	LINE ITEM TRANSFER	MK
2020 131-512-312	OFFICE SUPPLIES -	10/02/2019	200004	2,000.00	7,000.00	5,000.00	BUDGET CORRECTION	MK
2020 131-512-339	UNIFORMS	11/27/2019	200012	5,500.00	13,500.00	8,000.00	LINE ITEM TRANSFER	MK
2020 131-512-339	UNIFORMS	03/05/2020	200031	13,500.00	13,000.00	500.00-	LINE ITEM TRANSFER	MK
2020 131-512-402	CONTRACT SERVICES	11/27/2019	200012	250,000.00	242,000.00	8,000.00-	LINE ITEM TRANSFER	MK
2020 131-512-495	MISCELLANEOUS	03/05/2020	200031	1,800.00	2,300.00	500.00	LINE ITEM TRANSFER	MK
2020 131-512-572	OFFICE EQUIPMENT	12/23/2019	200017	750.00	2,035.95	1,285.95	LINE ITEM TRANSFER	MK
	EXPENDITURES - VZC JAIL		TOTAL AMENDMENTS	7	TOTAL CHANGES	5,000.00		
2020 131-513-457	MAINT. & SERVICE	03/05/2020	200029	.00	18,618.88	18,618.88	INCREASE REV & EXP - VINE G MK	
			TOTAL AMENDMENTS	1	TOTAL CHANGES	18,618.88		
2020 132-352-400	GRANT PROCEEDS	02/05/2020	200025	.00	73,000.00-	73,000.00-	INCREASE REV & EXP - SO GRA MK	
			TOTAL AMENDMENTS	1	TOTAL CHANGES	73,000.00-		
2020 132-367-000	GENERAL DONATION V	02/19/2020	200027	.00	2,000.00-	2,000.00-	INCREASE REV AND EXP FOR AM SH	
			TOTAL AMENDMENTS	1	TOTAL CHANGES	2,000.00-		
2020 132-560-337	LAW ENFORCEMENT SU	02/19/2020	200027	14,500.00	16,500.00	2,000.00	INCREASE REV AND EXP FOR AM SH	
2020 132-560-427	TRAINING	03/05/2020	200032	5,000.00	7,500.00	2,500.00	LINE ITEM TRANSFER	MK
2020 132-560-428	TRAVEL	03/05/2020	200032	5,000.00	2,500.00	2,500.00-	LINE ITEM TRANSFER	MK
2020 132-560-574	GRANT EQUIPMENT	02/05/2020	200025	.00	73,000.00	73,000.00	INCREASE REV & EXP - SO GRA MK	
	EXPENDITURES - SHERIFF OFFICE		TOTAL AMENDMENTS	4	TOTAL CHANGES	75,000.00		
2020 541-344-104	DRUG TESTING	11/19/2019	200009	.00	21,000.00-	21,000.00-	LINE ITEM TRANS - ADULT BA1 MK	
2020 541-344-105	GLOBAL POSITIONING	11/19/2019	200009	21,000.00-	.00	21,000.00	LINE ITEM TRANS - ADULT BA1 MK	
			TOTAL AMENDMENTS	2	TOTAL CHANGES	.00		
2020 544-574-419	PROFESSIONAL FEES	11/19/2019	200010	.00	337.00	337.00	LINE ITEM TRANS - ADULT BA2 MK	
2020 544-574-572	EQUIPMENT	11/19/2019	200010	337.00	.00	337.00-	LINE ITEM TRANS - ADULT BA2 MK	
	EXPENDITURES - OFFENDER		TOTAL AMENDMENTS	2	TOTAL CHANGES	.00		
2020 547-333-114	GRANT R - ALLOCATI	10/31/2019	200008	7,812.00-	7,812.50-	.50-	JUVENILE BA #3	MK
			TOTAL AMENDMENTS	1	TOTAL CHANGES	.50-		
2020 547-581-412	NON RESIDENTIAL SRV	09/18/2019	200002	.00	4,960.00	4,960.00	JUV GRANT R INCREASE	MK
2020 547-581-414	MH COUNSELING - R	10/31/2019	200008	7,812.00	7,812.50	.50	JUVENILE BA #3	MK
	EXPENDITURES - TJCP PROBATION		TOTAL AMENDMENTS	2	TOTAL CHANGES	4,960.50		
2020 547-587-411	RESIDENTIAL SERVIC	09/18/2019	200001	.00	1,017.48	1,017.48	JUV GRANT A INCREASE	MK
	EXPENDITURES - TJCP RESIDENTIA		TOTAL AMENDMENTS	1	TOTAL CHANGES	1,017.48		
2020 549-585-414	MENTAL HEALTH COUN	12/26/2019	200019	8,551.00	5,555.00	2,996.00-	JUV BUDGET ADJUSTMENT	MK
2020 549-585-416	PSYCHO EVAL	12/26/2019	200019	.00	2,996.00	2,996.00	JUV BUDGET ADJUSTMENT	MK
	EXPENDITURES - CCP PROBATION		TOTAL AMENDMENTS	2	TOTAL CHANGES	.00		
2020 556-333-118	GRANT PROCEEDS	12/11/2019	200015	.00	83,593.00-	83,593.00-	JUV BA #4	MK
			TOTAL AMENDMENTS	1	TOTAL CHANGES	83,593.00-		
2020 556-582-103	SALARIES - EMPLOYE	12/11/2019	200015	.00	24,319.00	24,319.00	JUV BA #4	MK
2020 556-582-411	PROGRAM OR SERVICE	12/11/2019	200015	.00	57,200.00	57,200.00	JUV BA #4	MK
2020 556-582-572	EQUIPMENT	12/11/2019	200015	.00	2,074.00	2,074.00	JUV BA #4	MK

REPORT OF GENERAL LEDGER AMENDMENTS

ACCOUNT NUMBER	ACCOUNT NAME	DATE	AMDMT NUMBER	OLD BUDGET AMOUNT	AMENDED BUDGET AMOUNT	AMOUNT OF CHANGE	DESCRIPTION	CLK
TOTAL AMENDMENTS						3	TOTAL CHANGES	83,593.00
2020 567-435-495	MISC	01/23/2020	200022	100.00	48.22	51.78-	LINE ITEM TRANSFER	SH
2020 567-435-572	OFFICE EQUIPMENT	01/23/2020	200022	1,500.00	1,551.78	51.78	LINE ITEM TRANSFER	SH
TOTAL AMENDMENTS						2	TOTAL CHANGES	.00
2020 809-476-103	SALARIES - EMPLOYE	02/05/2020	200026	.00	5,000.00	5,000.00	INCREASE SALARY - DA PRETRI	MK
2020 809-476-201	SOCIAL SECURITY TA	02/05/2020	200026	.00	385.00	385.00	INCREASE SALARY - DA PRETRI	MK
2020 809-476-203	RETIREMENT	02/05/2020	200026	.00	409.00	409.00	INCREASE SALARY - DA PRETRI	MK
2020 809-476-204	WORKERS COMPENSATI	02/05/2020	200026	.00	15.00	15.00	INCREASE SALARY - DA PRETRI	MK
2020 809-476-206	UNEMPLOYMENT INSUR	02/05/2020	200026	.00	16.00	16.00	INCREASE SALARY - DA PRETRI	MK
2020 809-476-427	TRAINING	02/05/2020	200026	40,000.00	34,175.00	5,825.00-	INCREASE SALARY - DA PRETRI	MK
TOTAL AMENDMENTS						6	TOTAL CHANGES	.00
EXPENDITURES - PRETRIAL INTERV								

TEXAS BANK AND TRUST

P.O. Box 3188 • Longview, Texas 75606 • 903-237-5500

MEMBER FDIC

EQUAL HOUSING LENDER

Return Service Requested

Date 2/28/20
PRIMARY ACCOUNT
ENCLOSURES

Page 1
350



TXBT TREASURER OF VAN ZANDT COUNTY
FINANCIAL CLEARING
121 E DALLAS RM 101
CANTON TX 75103

C H E C K I N G A C C O U N T

PUBLIC FUNDS CHECKING		NUMBER OF ENCLOSURES	350
ACCOUNT NUMBER	[REDACTED]	Statement Dates	2/03/20 thru 3/01/20
PREVIOUS BALANCE	1,987,088.92	DAYS IN STATEMENT PERIOD	28
26 DEPOSITS	6,838,862.21	AVERAGE LEDGER	1,934,840.01
360 CHECKS/DEBITS	5,929,418.10	AVERAGE COLLECTED	1,930,807.38
SERVICE CHARGE	.00		
INTEREST PAID	.00		
CURRENT BALANCE	2,896,533.03		

D E P O S I T S A N D O T H E R C R E D I T S


Date	Description	Amount
2/04	INV-PAYMTS TX DIV EMER MGMT CTX	6,952.50
2/05	INV-PAYMTS JUVENILE JUSTICE CTX	51,183.08
2/06	PAY VZ CO APPRAISAL PPD	690,135.97
2/06	PAY VZ CO APPRAISAL PPD	3,897,127.38
2/06	DEPOSIT	142,248.01
2/07	DEPOSIT	71,213.73
2/11	INV-PAYMTS TX AGRICULTURE CTX	1,965.30
2/11	DEPOSIT	4,630.50
2/12	Trsf from Jury Clearing Voided Jury Cks April-May 2019 Confirmation number 212200095	330.00
2/13	DEPOSIT	90,629.71
2/14	DEPOSIT	19,626.11
2/19	DEPOSIT	9,348.32
2/20	INV-PAYMTS CPA STATE FISCAL CTX	685.17
2/20	INV-PAYMTS CPA STATE FISCAL CTX	685.17
2/20	INV-PAYMTS CPA STATE FISCAL CTX	963.92
2/20	INV-PAYMTS CPA STATE FISCAL CTX	4,740.48

NOTICE: SEE REVERSE SIDE FOR IMPORTANT INFORMATION

011478



TXBT-020-011419-001-019-200302 011478 X02
75103149626



Date 2/28/20
 PRIMARY ACCOUNT
 ENCLOSURES

Page 2
 [REDACTED]
 350

TREASURER OF VAN ZANDT COUNTY
 FINANCIAL CLEARING
 121 E DALLAS RM 101
 CANTON TX 75103

PUBLIC FUNDS CHECKING [REDACTED] (Continued)

DEPOSITS AND OTHER CREDITS		
Date	Description	Amount
2/21	DEPOSIT	60,660.18
2/24	INV-PAYMTS COMP JUDICIARY CTX	5,050.00
2/24	DEPOSIT	144,337.53
2/25	DEPOSIT	50,885.25
2/26	INV-PAYMTS TX DPT CRIML JST CTX	2,678.10
2/27	INV-PAYMTS JUVENILE JUSTICE CTX	51,181.08
2/28	WIRE TRANSFER CREDIT VAN ZANDT COUNTY FINANCIAL CLEARING FUND ATTN KENNY EDWARDS 121 E DALLAS ST STE 101 FEDERATED SERVICES COMPANY FEDERATED INVESTORS TOWER PITTSBURGH PA 152223 20200228A1Q002BC003306 20200228MMQFMPJR000086 02281418FT01	1,500,000.00
2/28	INV-PAYMTS TX ATTORNEY GEN CTX	4,654.72
2/28	INV-PAYMTS COMP JUDICIARY CTX	5,950.00
2/28	INV-PAYMTS COMP JUDICIARY CTX	21,000.00

WITHDRAWALS AND OTHER DEBITS		
Date	Description	Amount
2/03	INSURANCE AFLAC CCD OXH48106720	7,507.38-
2/06	Transf to Payroll clearing Payroll 02/07/2020 confirmation number 206200041	219,209.81-
2/06	PAYMENT BANKCARD \TEL	2,978.53-
2/07	REF:LOCATION [REDACTED] [REDACTED]	4,000,000.00-

TXBT-020-011419-001-019-200302 011478 X02

Date 2/28/20
PRIMARY ACCOUNT
ENCLOSURES

Page 3
██████████
350

TREASURER OF VAN ZANDT COUNTY
FINANCIAL CLEARING
121 E DALLAS RM 101
CANTON TX 75103

PUBLIC FUNDS CHECKING

██████████ (continued)

Date	Description	Amount
	WITHDRAWALS AND OTHER DEBITS	
	WIRE TRANSFER DEBIT	
	TEX POOL	
2/07	Transf to Debt Services debt service transfer confirmation number 207200046	306,822.69-
2/07	PAYMENTS NATIONWIDE PPD	2,925.00-
2/07	FLEET DEBI WEX INC CCD 9100000739575	9,091.41-
2/07	USATAXPYMT IRS CCD 220043843835272	65,462.30-
2/10	CHILDSUPP Texas SDU CCD 200380001442549	1,394.92-
2/18	RECEIVABLE TEXAS COUNTY DRS CCD 0333	96,635.83-
2/19	Transf to Payroll clearing Payroll 2/21/2020 confirmation number 219200105	211,042.89-
2/20	REF: VAN ZANDT COUNTY CSCD 023 WIRE TRANSFER DEBIT TDCJ	4,140.23-
2/20	Transf to Jury Clearing Jury Checks confirmation number 220200019	594.00-
2/20	Transf to Payroll clearing Live PR CK 25645 confirmation number 220200078	1,125.92-
2/20	USATAXPYMT IRS CCD 220045111124900	62,724.35-
2/21	USATAXPYMT IRS CCD 220045212550123	306.40-
2/21	PAYMENTS NATIONWIDE PPD	2,925.00-
2/24	CHILDSUPP Texas SDU CCD 200520001458794	1,374.16-
2/27	PAYMENT VISA \WEB	1,062.19-



TREASURER OF VAN ZANDT COUNTY
 FINANCIAL CLEARING
 121 E DALLAS RM 101
 CANTON TX 75103

PUBLIC FUNDS CHECKING [REDACTED] (Continued)

CHECKS IN NUMERICAL ORDER

Date	Check No	Amount	Date	Check No	Amount
2/05	69263	1,484.00	2/05	69701	462.09
2/28	69343*	12.50	2/03	69702	107.74
2/03	69364*	1,400.00	2/07	69703	88.50
2/14	69366*	108.30	2/11	69704	239.02
2/04	69480*	600.00	2/11	69705	35.00
2/27	69528*	15.00	2/06	69706	372.00
2/10	69542*	14.06	2/04	69707	389.02
2/18	69544*	100.00	2/07	69709*	74.06
2/25	69554*	200.00	2/05	69710	41.68
2/03	69559*	1,840.00	2/10	69711	324.30
2/03	69566*	282.96	2/05	69713*	145.05
2/04	69567	204.00	2/25	69715*	200.00
2/05	69571*	2,788.76	2/07	69716	75.59
2/12	69583*	32.00	2/10	69717	425.45
2/10	69586*	600.00	2/07	69718	5,697.38
2/04	69587	300.00	2/05	69719	84.90
2/03	69595*	1,180.00	2/04	69720	120,007.16
2/04	69600*	125.00	2/05	69721	28.70
2/06	69608*	510.00	2/05	69722	410.80
2/04	69614*	8,570.98	2/05	69723	1,853.13
2/04	69633*	195.00	2/06	69724	79,833.67
2/03	69648*	500.00	2/06	69726*	1,817.76
2/07	69651*	1,135.00	2/05	69727	12,165.22
2/14	69653*	40.51	2/06	69728	189.79
2/04	69664*	75.00	2/05	69729	30,825.50
2/10	69665	2,795.77	2/05	69730	2,546.70
2/07	69666	1,820.00	2/11	69732*	38.96
2/03	69669*	600.00	2/10	69733	60.42
2/03	69684*	1,320.66	2/18	69734	101.63
2/03	69685	418.00	2/06	69735	5,687.40
2/03	69687*	750.00	2/13	69736	149.69
2/04	69693*	49.95	2/12	69737	1,009.47
2/03	69694	35.62	2/13	69738	101.74
2/04	69695	85.00	2/07	69739	296.93
2/06	69696	38.94	2/19	69740	72.00
2/04	69697	55.00	2/07	69741	110.40
2/04	69698	1,539.00	2/10	69742	1,426.77
2/04	69699	99.30	2/10	69744*	625.72
2/11	69700	1,813.00	2/11	69745	31.39

* Indicates break in check number sequence

TREASURER OF VAN ZANDT COUNTY
 FINANCIAL CLEARING
 121 E DALLAS RM 101
 CANTON TX 75103

PUBLIC FUNDS CHECKING

[REDACTED] (Continued)

CHECKS IN NUMERICAL ORDER					
Date	Check No	Amount	Date	Check No	Amount
2/11	69746	38.95	2/11	69791	60.00
2/11	69747	4,106.02	2/28	69792	280.00
2/11	69748	71.48	2/21	69793	90.00
2/11	69749	202.60	2/13	69794	79.92
2/12	69750	1,375.00	2/26	69795	600.53
2/13	69751	34.66	2/10	69797*	283.77
2/13	69752	31.05	2/11	69798	1,000.00
2/12	69753	138.47	2/14	69799	2,000.00
2/12	69754	69.88	2/10	69800	11,773.00
2/14	69755	1,840.00	2/10	69801	3,000.00
2/10	69756	3,969.66	2/18	69802	2,371.30
2/11	69757	3,506.46	2/11	69804*	150.00
2/13	69758	375.00	2/11	69805	1,055.74
2/10	69759	125.00	2/11	69806	5,190.00
2/13	69760	89.44	2/11	69807	368.88
2/12	69761	1,212.24	2/11	69808	150.00
2/12	69762	67.78	2/12	69809	220.00
2/12	69764*	600.53	2/11	69810	153.42
2/19	69765	405.00	2/12	69811	5,650.00
2/10	69766	240.10	2/06	69812	62.21
2/11	69767	73.75	2/11	69813	1,045.00
2/19	69769*	310.49	2/11	69814	6,000.00
2/13	69772*	280.00	2/11	69815	600.00
2/13	69773	10,575.19	2/21	69816	26.00
2/18	69774	55.27	2/14	69817	780.00
2/07	69775	14,325.10	2/11	69818	5,108.40
2/21	69776	428.64	2/11	69819	500.00
2/12	69778*	650.61	2/07	69820	5,244.06
2/20	69780*	646.05	2/11	69821	2,105.00
2/11	69781	615.00	2/11	69822	98.55
2/11	69782	430.00	2/12	69823	67.00
2/20	69783	4,100.00	2/24	69824	1,767.00
2/11	69784	500.00	2/10	69825	105.75
2/14	69785	200.32	2/11	69826	79.98
2/13	69786	404.43	2/14	69827	600.53
2/24	69787	83.50	2/14	69829*	850.00
2/18	69788	900.00	2/12	69830	5,603.84
2/13	69789	3,443.10	2/05	69831	136.93
2/19	69790	306.00	2/24	69832	162.00

* Indicates break in check number sequence



Date 2/28/20
 PRIMARY ACCOUNT
 ENCLOSURES

Page 6
 [REDACTED]
 350

TREASURER OF VAN ZANDT COUNTY
 FINANCIAL CLEARING
 121 E DALLAS RM 101
 CANTON TX 75103

PUBLIC FUNDS CHECKING

[REDACTED] (Continued)

CHECKS IN NUMERICAL ORDER

Date	Check No	Amount	Date	Check No	Amount
2/14	69833	119.96	2/11	69875	27.78
2/12	69834	172.18	2/12	69876	253.00
2/18	69835	95.60	2/13	69877	20.90
2/10	69837*	3,006.91	2/11	69878	16.50
2/11	69838	454.00	2/12	69879	91.00
2/14	69839	1,750.00	2/11	69880	1,149.00
2/10	69840	1,900.00	2/13	69881	57.00
2/12	69841	4,250.00	2/14	69882	68.00
2/10	69842	1,283.11	2/18	69883	200.00
2/25	69843	70.60	2/12	69884	1,016.76
2/11	69844	1,475.00	2/10	69885	43.12
2/07	69845	12,000.00	2/27	69886	5,321.25
2/11	69846	5,150.00	2/11	69887	270.63
2/13	69847	500.00	2/12	69888	612.00
2/19	69848	38.53	2/18	69889	4,343.75
2/13	69849	103.10	2/11	69891*	84.88
2/12	69850	90.00	2/11	69893*	1,055.04
2/14	69851	178.60	2/18	69894	150.00
2/25	69852	144.00	2/20	69895	55.17
2/14	69854*	420.00	2/20	69896	82.12
2/11	69855	62,662.49	2/24	69897	90.00
2/26	69857*	381.33	2/19	69898	75.00
2/05	69858	2,000.00	2/27	69899	1,703.25
2/13	69859	19.98	2/19	69902*	658.06
2/11	69860	151.63	2/19	69903	907.54
2/12	69861	917.69	2/20	69904	43.12
2/14	69862	379.15	2/19	69905	4,000.00
2/11	69863	126.44	2/24	69906	189.63
2/12	69864	1,803.39	2/24	69907	51.20
2/18	69865	792.53	2/20	69908	776.00
2/10	69866	220.40	2/20	69909	417.10
2/11	69867	632.25	2/20	69910	115.00
2/13	69868	525.00	2/19	69911	710.00
2/07	69869	291.00	2/20	69912	225.60
2/13	69870	600.53	2/24	69913	1,142.04
2/19	69871	500.00	2/25	69914	500.00
2/07	69872	61,414.55	2/26	69915	50.00
2/12	69873	78.00	2/24	69916	11,682.62
2/13	69874	43.65	2/28	69920*	193.79

* Indicates break in check number sequence

TXBT-020-011419-001-019-200302 011478 X02

Date 2/28/20
PRIMARY ACCOUNT
ENCLOSURES

Page 7
[REDACTED]
350

TREASURER OF VAN ZANDT COUNTY
FINANCIAL CLEARING
121 E DALLAS RM 101
CANTON TX 75103

PUBLIC FUNDS CHECKING

[REDACTED] (Continued)

CHECKS IN NUMERICAL ORDER					
Date	Check No	Amount	Date	Check No	Amount
2/26	69922*	166.00	2/20	69970	345.00
2/26	69923	246.34	2/25	69971	811.96
2/20	69924	11.50	2/26	69972	350.00
2/24	69929*	780.08	2/24	69973	211.15
2/24	69931*	34,805.00	2/28	69974	40.00
2/27	69932	13.10	2/26	69975	260.00
2/25	69933	912.00	2/24	69976	31.02
2/25	69934	25,000.00	2/25	69977	106.95
2/25	69935	691.13	2/25	69978	1,979.92
2/25	69936	62.89	2/24	69980*	2,450.00
2/24	69937	35.00	2/25	69981	122.50
2/26	69939*	273.32	2/26	69982	558.16
2/24	69940	60.00	2/26	69984*	73.08
2/26	69941	46.73	2/25	69985	500.00
2/25	69942	155.00	2/28	69989*	4,099.00
2/25	69943	600.82	2/26	69991*	20.20
2/24	69944	753.08	2/27	69992	191.93
2/28	69945	215.00	2/24	69994*	330.49
2/25	69946	300.00	2/24	69995	5,931.21
2/24	69947	2,761.00	2/28	69996	134.58
2/26	69948	2,210.00	2/20	69997	52.50
2/25	69949	127.00	2/25	69998	6,333.40
2/26	69950	5,026.15	2/27	69999	221.98
2/19	69951	8,550.00	2/27	70000	2,780.78
2/27	69952	150.00	2/24	70001	177.00
2/26	69953	7,887.00	2/26	70002	3,197.55
2/26	69954	80.00	2/24	70003	415.92
2/20	69956*	11,979.00	2/26	70004	500.00
2/27	69959*	195.00	2/24	70005	695.60
2/28	69960	2,000.00	2/24	70006	17.00
2/25	69961	246.00	2/21	70007	2,700.00
2/28	69962	483.83	2/26	70008	182.50
2/25	69963	118.00	2/24	70010*	921.14
2/25	69964	1,000.00	2/25	70011	70.60
2/24	69965	42.00	2/25	70012	17,335.00
2/25	69966	386.33	2/25	70013	369.00
2/25	69967	2,930.64	2/25	70014	750.00
2/25	69968	10,643.37	2/25	70015	500.00
2/25	69969	424.74	2/25	70016	3,900.00

* Indicates break in check number sequence



Date 2/28/20
 PRIMARY ACCOUNT
 ENCLOSURES

Page 8
 [REDACTED]
 350

TREASURER OF VAN ZANDT COUNTY
 FINANCIAL CLEARING
 121 E DALLAS RM 101
 CANTON TX 75103

PUBLIC FUNDS CHECKING

[REDACTED] (continued)

CHECKS IN NUMERICAL ORDER					
Date	Check No	Amount	Date	Check No	Amount
2/25	70017	289.89	2/26	70037	3,704.84
2/24	70019*	83.67	2/25	70039*	151.96
2/24	70020	22,343.22	2/25	70040	1,013.56
2/28	70021	105.40	2/24	70041	47.82
2/26	70022	133.00	2/24	70042	13,706.45
2/19	70023	350.00	2/26	70043	2,145.03
2/26	70024	774.18	2/25	70044	267.17
2/24	70026*	249.30	2/26	70045	602.11
2/25	70028*	107.00	2/21	70047*	183.76
2/25	70029	96.69	2/21	70048	5,248.89
2/26	70031*	48.65	2/27	70049	392.56
2/24	70032	1,577.83	2/25	70050	771.22
2/25	70033	138.30	2/26	70052*	416.50
2/27	70034	6,000.00	2/21	70054*	59,174.69
2/25	70036*	616.16			

* Indicates break in check number sequence

DAILY BALANCE INFORMATION					
Date	Balance	Date	Balance	Date	Balance
2/03	1,971,146.56	2/12	1,683,869.77	2/24	1,396,672.02
2/04	1,845,804.65	2/13	1,757,065.10	2/25	1,366,613.47
2/05	1,842,014.27	2/14	1,767,355.84	2/26	1,339,358.37
2/06	6,260,825.52	2/18	1,661,609.93	2/27	1,372,492.41
2/07	1,845,165.28	2/19	1,443,032.74	2/28	2,896,533.03
2/10	1,811,547.05	2/20	1,362,674.82		
2/11	1,709,520.61	2/21	1,352,251.62		

END OF STATEMENT

TexPool Participant Services
 C/O Federated Investors Inc.
 1001 Texas Avenue, Suite 1150
 Houston, TX 77002



Participant Statement

VAN ZANDT COUNTY
 FINANCIAL CLEARING FUND
 ATTN KENNY EDWARDS
 121 E DALLAS ST STE 101
 CANTON TX 75103-1496

Statement Period **02/01/2020 - 02/29/2020**

Page 1 of 2

Customer Service 1-866-TEX-POOL
 Location ID [REDACTED]
 Investor ID [REDACTED]

TexPool Update

You can update your contact information via TexConnect Online. Enter your Location #, PIN and Password, then click Maintenance on the blue menu bar to get started.

TexPool Summary

Pool Name	Beginning Balance	Total Deposits	Total Withdrawals	Total Interest	Current Balance	Average Balance
Texas Local Government Investment Pool	\$11,150,204.73	\$4,000,000.00	\$1,500,000.00	\$17,971.31	\$13,668,176.04	\$14,220,409.65
Total Dollar Value	\$11,150,204.73	\$4,000,000.00	\$1,500,000.00	\$17,971.31	\$13,668,176.04	

Portfolio Value

Pool Name	Pool/Account	Market Value (02/01/2020)	Share Price (02/29/2020)	Shares Owned (02/29/2020)	Market Value (02/29/2020)
Texas Local Government Investment Pool	[REDACTED]	\$11,150,204.73	\$1.00	13,668,176.040	\$13,668,176.04
Total Dollar Value		\$11,150,204.73			\$13,668,176.04

Interest Summary

Pool Name	Pool/Account	Month-to-Date Interest	Year-to-Date Interest
Texas Local Government Investment Pool	[REDACTED]	\$17,971.31	\$31,625.10
Total		\$17,971.31	\$31,625.10



TexPool Participant Services
 C/O Federated Investors Inc.
 1001 Texas Avenue, Suite 1150
 Houston, TX 77002

Statement Period 02/01/2020 - 02/29/2020

Page 2 of 2

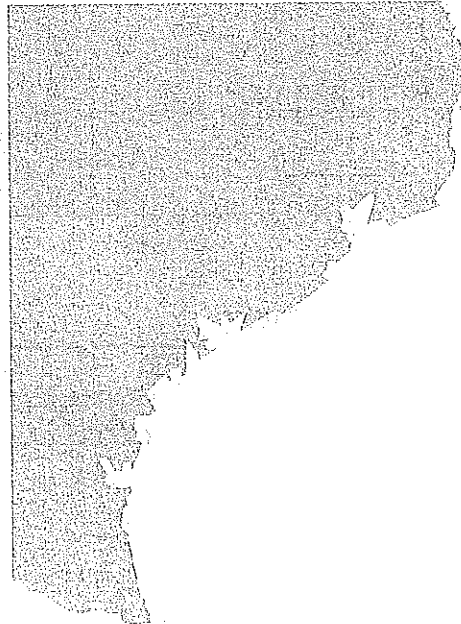
Transaction Detail


Texas Local Government Investment Pool

Participant: VAN ZANDT COUNTY

Pool/Account: XXXXXXXXXX

Transaction Date	Settlement Date	Transaction Description	Transaction Dollar Amount	Share Price	Shares This Transaction	Shares Owned
02/01/2020	02/01/2020	BEGINNING BALANCE	\$11,150,204.73	\$1.00		11,150,204.730
02/07/2020	02/07/2020	TRANSFER DEPOSIT	\$4,000,000.00	\$1.00	4,000,000.000	15,150,204.730
02/28/2020	02/28/2020	WITHDRAWAL	\$1,500,000.00-	\$1.00	1,500,000.000-	13,650,204.730
02/28/2020	02/28/2020	MONTHLY POSTING	\$17,971.31	\$1.00	17,971.310	13,668,176.040
Account Value as of 02/29/2020			\$13,668,176.04	\$1.00		13,668,176.040







Summary Statement

February 2020

Van Zandt County

121 East Dallas Street, Room 101
Canton, TX 75103

TXCLASS							Average Monthly Yield:	1.77%
	Beginning Balance	Contributions	Withdrawals	Income Earned	Income Earned YTD	Average Daily Balance	Month End Balance	
	629,820.38	0.00	0.00	884.40	1,874.83	630,295.09	630,704.78	
Total	629,820.38	0.00	0.00	884.40	1,874.83	630,295.09	630,704.78	



Account Statement

February 2020

Van Zandt County

121 East Dallas Street, Room 101
Canton, TX 75103

TXCLASS [REDACTED]

Summary

Average Monthly Yield: 1.77%

	Beginning Balance	Contributions	Withdrawals	Income Earned	Average Daily Balance	Month End Balance
[REDACTED] FINANCIAL CLEARING	629,820.38	0.00	0.00	884.40	630,295.09	630,704.78

Transactions

Transaction Date	Transaction Description	Contributions & Income Earned	Withdrawals	Balance	Transaction Number
02/01/2020	Beginning Balance			629,820.38	
02/29/2020	Income Earned For The Period	884.40			
02/29/2020	Ending Balance			630,704.78	



Daily Rates

February 2020

TXCLASS

Date	Dividend Rate	Daily Yield
01-Feb-20	0.000049593	1.82%
02-Feb-20	0.000049593	1.82%
03-Feb-20	0.000049320	1.81%
04-Feb-20	0.000049320	1.81%
05-Feb-20	0.000049046	1.80%
06-Feb-20	0.000048773	1.79%
07-Feb-20	0.000048500	1.78%
08-Feb-20	0.000048500	1.78%
09-Feb-20	0.000048500	1.78%
10-Feb-20	0.000048519	1.78%
11-Feb-20	0.000048500	1.78%
12-Feb-20	0.000048526	1.78%
13-Feb-20	0.000048500	1.78%
14-Feb-20	0.000048227	1.77%
15-Feb-20	0.000048227	1.77%
16-Feb-20	0.000048227	1.77%
17-Feb-20	0.000048227	1.77%
18-Feb-20	0.000048227	1.77%
19-Feb-20	0.000048227	1.77%
20-Feb-20	0.000048227	1.77%
21-Feb-20	0.000047954	1.76%
22-Feb-20	0.000047954	1.76%
23-Feb-20	0.000047954	1.76%
24-Feb-20	0.000047954	1.76%
25-Feb-20	0.000047954	1.76%
26-Feb-20	0.000047680	1.75%
27-Feb-20	0.000047680	1.75%
28-Feb-20	0.000047680	1.75%
29-Feb-20	0.000047680	1.75%